

## SSRIs for anxiety and OCD disorders

### Review information

#### Authors

[Empty name]<sup>1</sup>

<sup>1</sup>[Empty affiliation]

Citation example: [Empty name]. SSRIs for anxiety and OCD disorders. Cochrane Database of Systematic Reviews [Year], Issue [Issue].

### Characteristics of studies

#### Characteristics of included studies

##### FLX-HCJW

<b>Methods</b>	
<b>Participants</b>	
<b>Interventions</b>	
<b>Outcomes</b>	
<b>Notes</b>	

#### Risk of bias table

<b>Bias</b>	<b>Authors' judgement</b>	<b>Support for judgement</b>
Random sequence generation (selection bias)	Unclear risk	
Allocation concealment (selection bias)	Unclear risk	
Blinding of participants and personnel (performance bias)	Unclear risk	
Blinding of outcome assessment (detection bias)	Unclear risk	
Incomplete outcome data (attrition bias)	Unclear risk	
Selective reporting (reporting bias)	Unclear risk	
Other bias	Unclear risk	

**PAR-676**

<b>Methods</b>	
<b>Participants</b>	
<b>Interventions</b>	
<b>Outcomes</b>	
<b>Notes</b>	

**Risk of bias table**

<b>Bias</b>	<b>Authors' judgement</b>	<b>Support for judgement</b>
Random sequence generation (selection bias)	Unclear risk	
Allocation concealment (selection bias)	Unclear risk	
Blinding of participants and personnel (performance bias)	Unclear risk	
Blinding of outcome assessment (detection bias)	Unclear risk	
Incomplete outcome data (attrition bias)	Unclear risk	
Selective reporting (reporting bias)	Unclear risk	
Other bias	Unclear risk	

**PAR-704**

<b>Methods</b>	
<b>Participants</b>	
<b>Interventions</b>	
<b>Outcomes</b>	
<b>Notes</b>	

**Risk of bias table**

<b>Bias</b>	<b>Authors' judgement</b>	<b>Support for judgement</b>
Random sequence generation (selection bias)	Unclear risk	
Allocation concealment (selection bias)	Unclear risk	
Blinding of participants and personnel (performance bias)	Unclear risk	
Blinding of outcome assessment (detection bias)	Unclear risk	
Incomplete outcome data (attrition bias)	Unclear risk	
Selective reporting (reporting bias)	Unclear risk	
Other bias	Unclear risk	

**SER-90CE21-0498**

<b>Methods</b>
<b>Participants</b>
<b>Interventions</b>
<b>Outcomes</b>
<b>Notes</b>

**Risk of bias table**

<b>Bias</b>	<b>Authors' judgement</b>	<b>Support for judgement</b>
Random sequence generation (selection bias)	Unclear risk	
Allocation concealment (selection bias)	Unclear risk	
Blinding of participants and personnel (performance bias)	Unclear risk	
Blinding of outcome assessment (detection bias)	Unclear risk	
Incomplete outcome data (attrition bias)	Unclear risk	
Selective reporting (reporting bias)	Unclear risk	
Other bias	Unclear risk	

*Footnotes*

### **Characteristics of excluded studies**

*Footnotes*

### **Characteristics of studies awaiting classification**

*Footnotes*

### **Characteristics of ongoing studies**

*Footnotes*

## **References to studies**

### **Included studies**

#### **FLX-HCJW**

*Unpublished data only*

[Empty]

#### **PAR-676**

*Unpublished data only*

[Empty]

#### **PAR-704**

*Unpublished data only*

[Empty]

#### **SER-90CE21-0498**

*Unpublished data only*

[Empty]

## Excluded studies

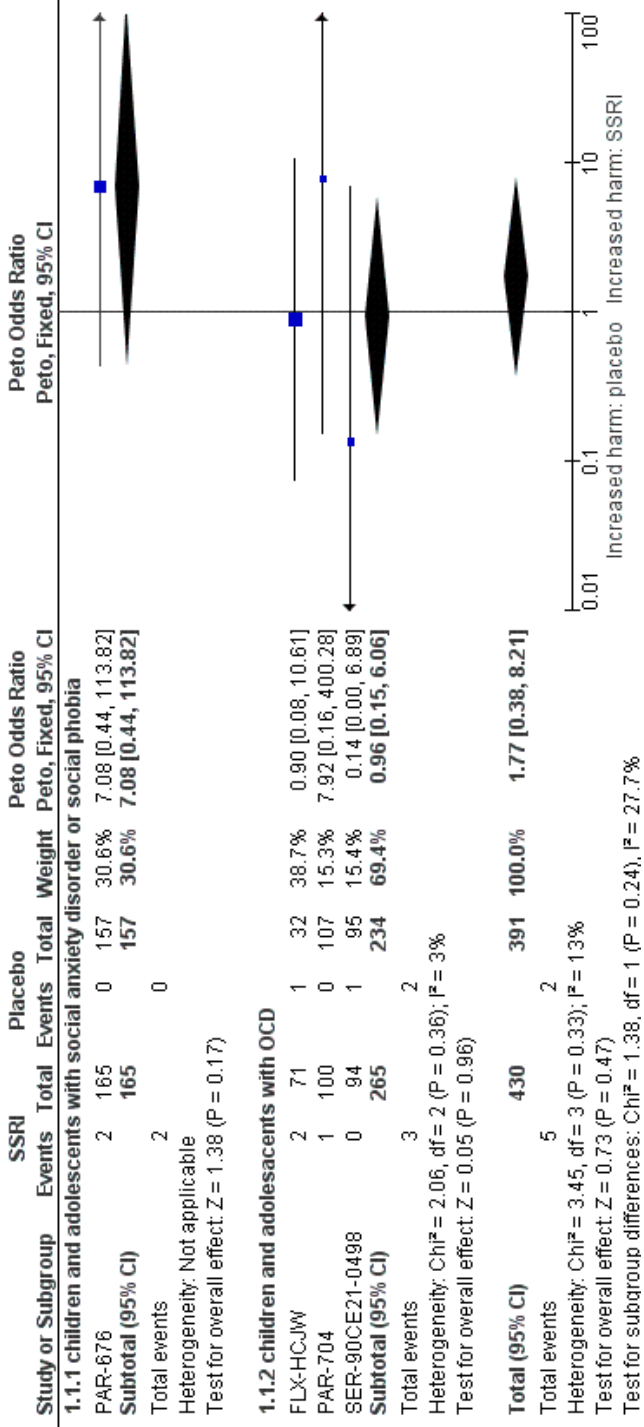
## Data and analyses

## 1 SSRIs versus Plcaebo in children and adolescents

Outcome or Subgroup	Studies	Participants	Statistical Method	Effect Estimate
1.1 suicidal behaviour	4	821	Peto Odds Ratio (Peto, Fixed, 95% CI)	1.77 [0.38, 8.21]
1.1.1 children and adolescents with social anxiety disorder or social phobia	1	322	Peto Odds Ratio (Peto, Fixed, 95% CI)	7.08 [0.44, 113.82]
1.1.2 children and adolescents with OCD	3	499	Peto Odds Ratio (Peto, Fixed, 95% CI)	0.96 [0.15, 6.06]
1.2 Aggressive behaviour	4	821	Peto Odds Ratio (Peto, Fixed, 95% CI)	3.04 [1.39, 6.66]
1.2.1 children and adolescents with social anxiety disorder or social phobia	1	322	Peto Odds Ratio (Peto, Fixed, 95% CI)	2.28 [0.51, 10.17]
1.2.2 children and adolescents with OCD	3	499	Peto Odds Ratio (Peto, Fixed, 95% CI)	3.39 [1.35, 8.51]
1.3 Akathisia	4	821	Peto Odds Ratio (Peto, Fixed, 95% CI)	4.27 [0.06, 294.70]
1.3.1 children and adolescents with social anxiety disorder or social phobia	1	322	Peto Odds Ratio (Peto, Fixed, 95% CI)	Not estimable
1.3.2 children and adolescents with OCD	3	499	Peto Odds Ratio (Peto, Fixed, 95% CI)	4.27 [0.06, 294.70]
1.4 suicidal behaviour	4	821	Peto Odds Ratio (Peto, Fixed, 95% CI)	1.77 [0.38, 8.21]
1.4.1 children and adolescents with social anxiety disorder, social phobia or OCD	4	821	Peto Odds Ratio (Peto, Fixed, 95% CI)	1.77 [0.38, 8.21]
1.5 Aggressive behaviour	4	821	Peto Odds Ratio (Peto, Fixed, 95% CI)	3.04 [1.39, 6.66]
1.5.1 children and adolescents with social anxiety disorder, social phobia or OCD	4	821	Peto Odds Ratio (Peto, Fixed, 95% CI)	3.04 [1.39, 6.66]

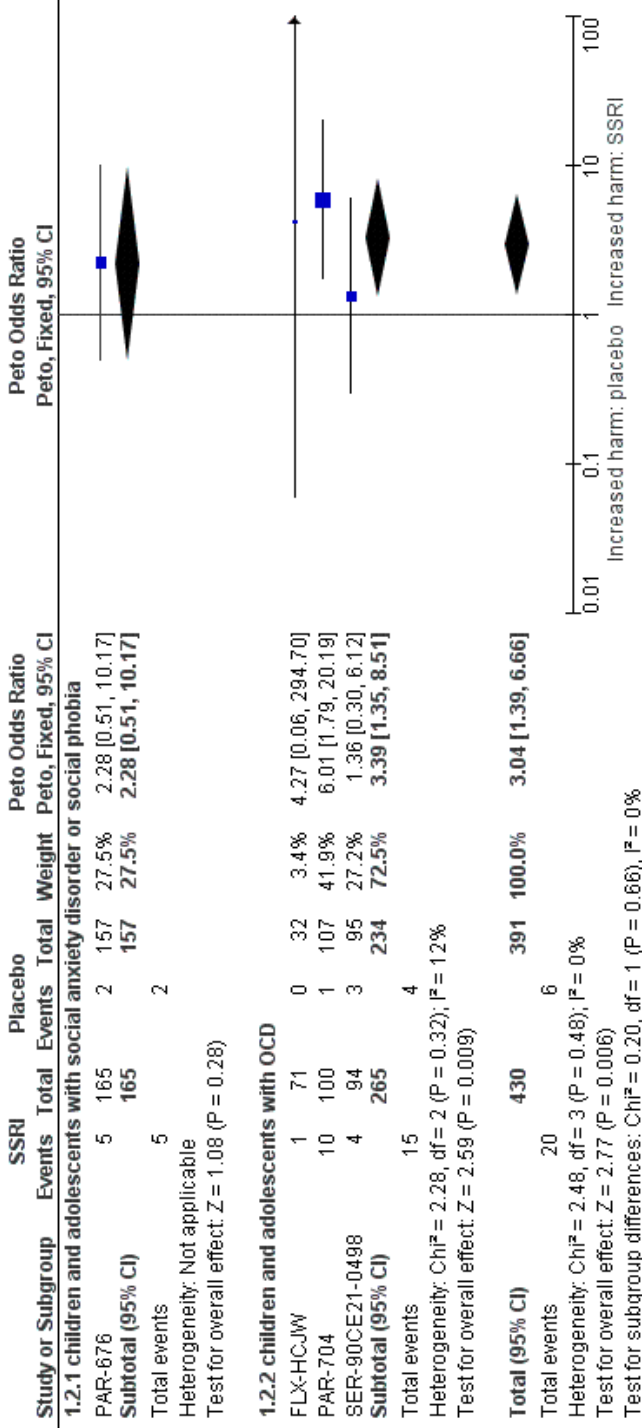
## Figures

Figure 1 (Analysis 1.1)



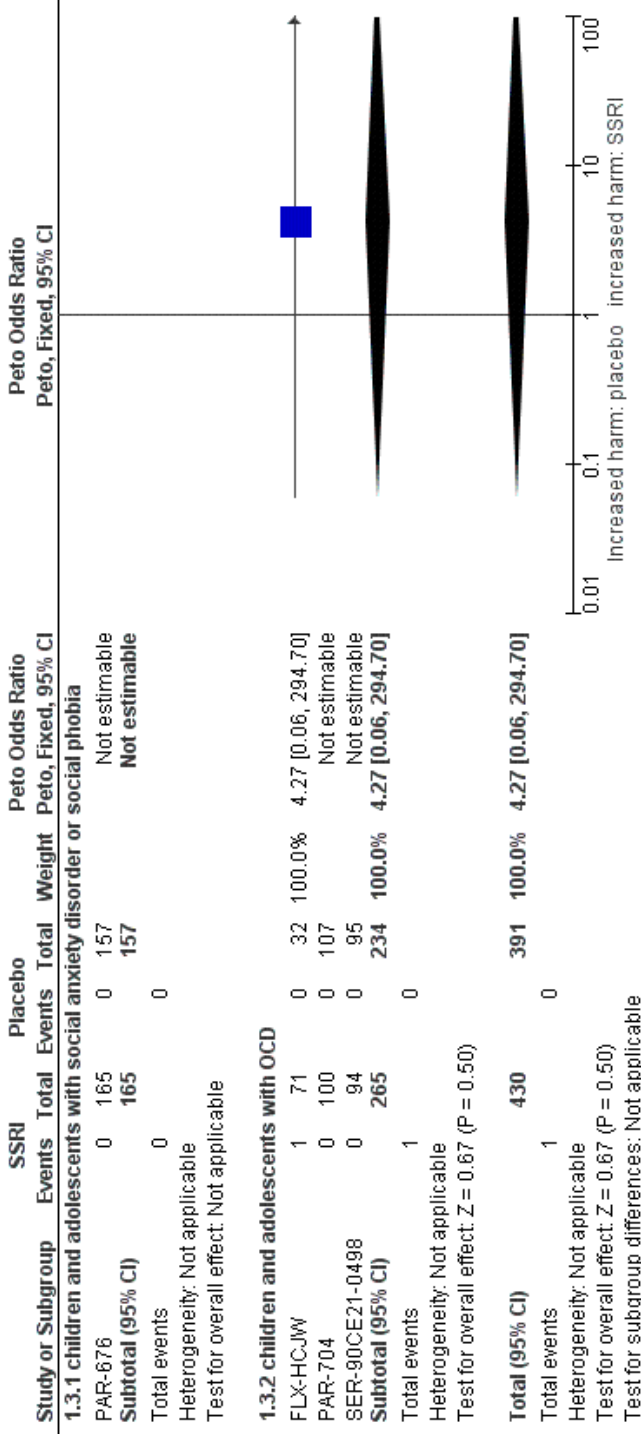
Forest plot of comparison: 1 SSRIs versus Placebo in children and adolescents, outcome: 1.1 suicidal behaviour.

Figure 2 (Analysis 1.2)



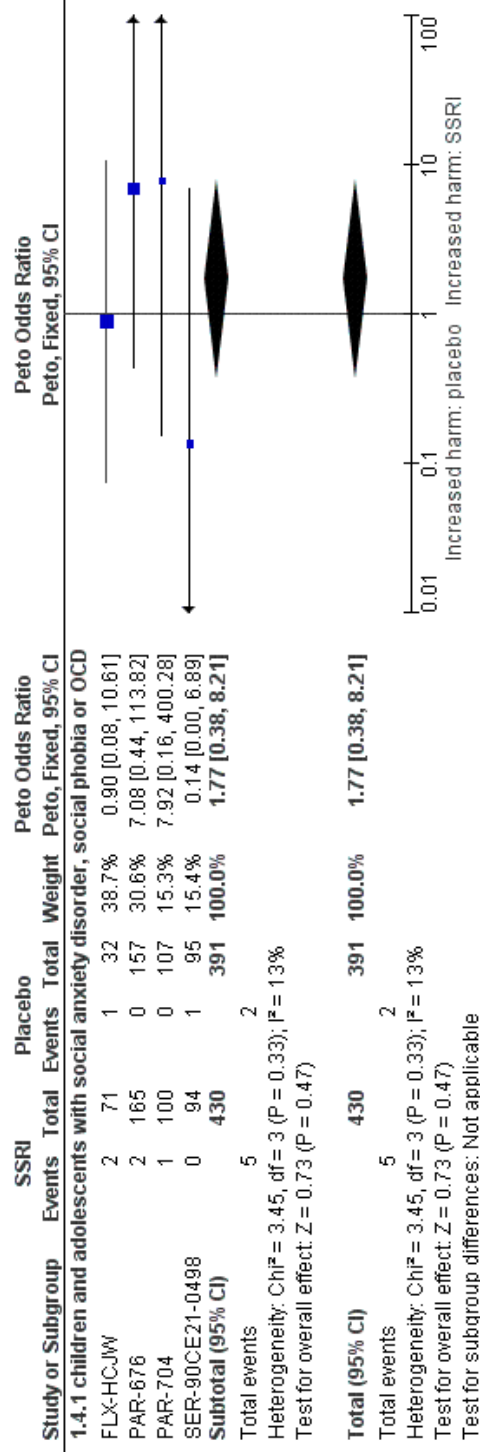
Forest plot of comparison: 1 SSRIs versus Placebo in children and adolescents, outcome: 1.2 Aggressive behaviour.

Figure 3 (Analysis 1.3)



Forest plot of comparison: 1 SSRI versus Placebo in children and adolescents, outcome: 1.3 Akathisia.

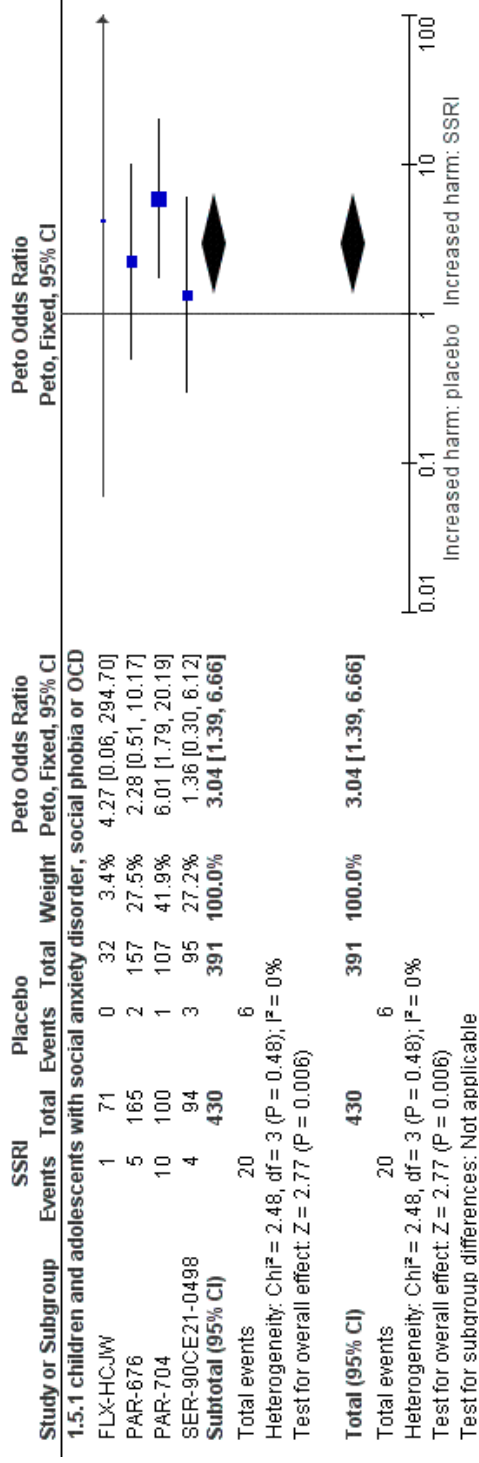
Figure 4 (Analysis 1.4)





Forest plot of comparison: 1 SSRIs versus Placebo in children and adolescents, outcome: 1.4 suicidal behaviour.

**Figure 5 (Analysis 1.5)**



Forest plot of comparison: 1 SSRIs versus Placebo in children and adolescents, outcome: 1.5 Aggressive behaviour.