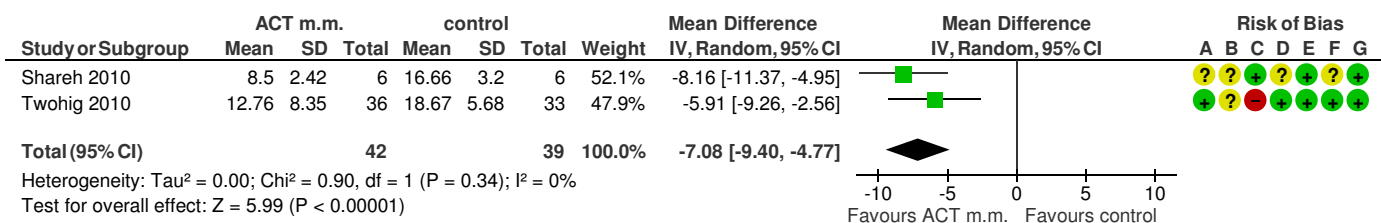


2 PICO 4 ekstra

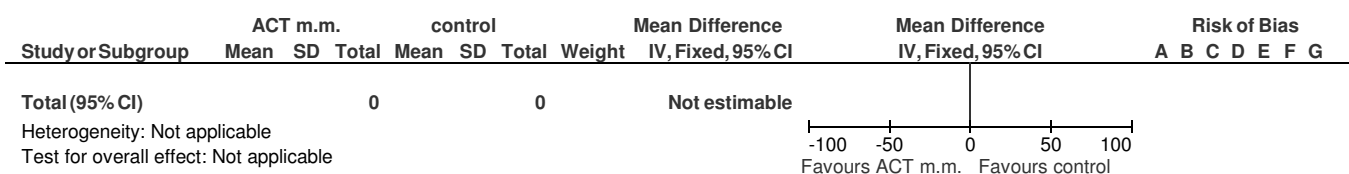
2.1 YBOCS/CYBOCS score end of treatment



Risk of bias legend

- (A) Sequence Generation
- (B) Allocation concealment
- (C) Blinding of participants and personnel
- (D) Blinding of outcome assessors
- (E) Incomplete outcome data
- (F) Selective outcome reporting
- (G) Other sources of bias

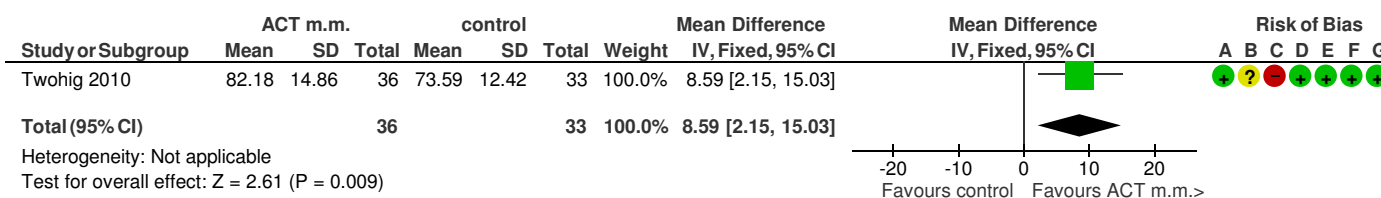
2.2 Social funktionsevne længste follow-up



Risk of bias legend

- (A) Sequence Generation
- (B) Allocation concealment
- (C) Blinding of participants and personnel
- (D) Blinding of outcome assessors
- (E) Incomplete outcome data
- (F) Selective outcome reporting
- (G) Other sources of bias

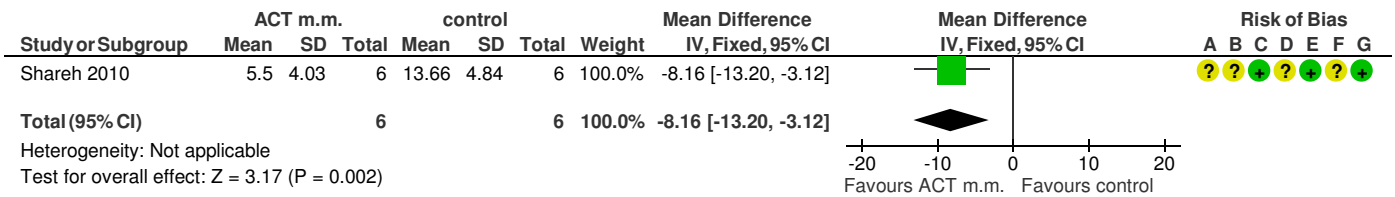
2.3 Livskvalitet længste follow-up



Risk of bias legend

- (A) Sequence Generation
- (B) Allocation concealment
- (C) Blinding of participants and personnel
- (D) Blinding of outcome assessors
- (E) Incomplete outcome data
- (F) Selective outcome reporting
- (G) Other sources of bias

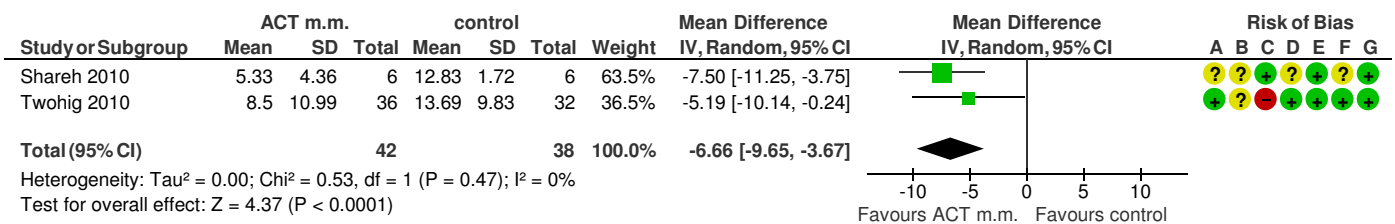
2.4 Angst efter endt behandling



Risk of bias legend

- (A) Sequence Generation
- (B) Allocation concealment
- (C) Blinding of participants and personnel
- (D) Blinding of outcome assessors
- (E) Incomplete outcome data
- (F) Selective outcome reporting
- (G) Other sources of bias

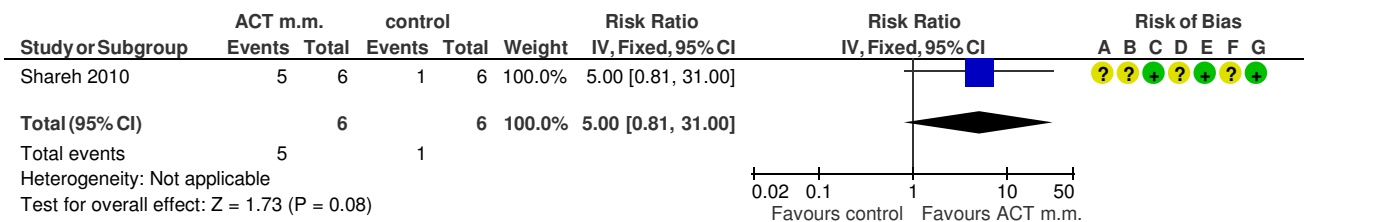
2.5 Depression (BDI-II) - efter endt behandling



Risk of bias legend

- (A) Sequence Generation
- (B) Allocation concealment
- (C) Blinding of participants and personnel
- (D) Blinding of outcome assessors
- (E) Incomplete outcome data
- (F) Selective outcome reporting
- (G) Other sources of bias

2.6 symptomscore mindst 30% reduktion i CYBOCS/YBOCS



Risk of bias legend

- (A) Sequence Generation
- (B) Allocation concealment
- (C) Blinding of participants and personnel
- (D) Blinding of outcome assessors
- (E) Incomplete outcome data
- (F) Selective outcome reporting
- (G) Other sources of bias

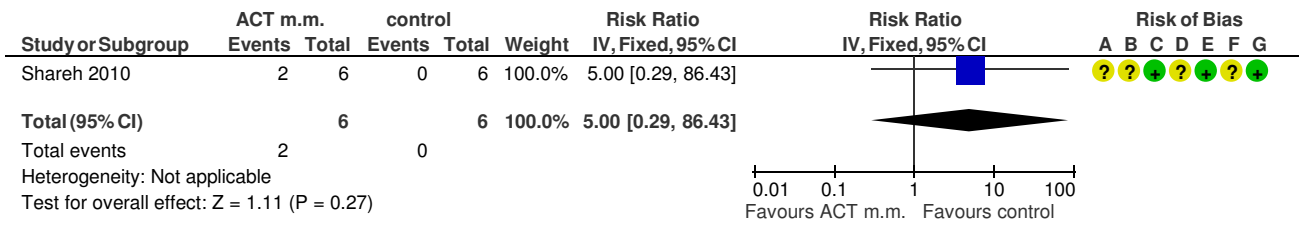
2.7 symptomscore min. 30 % reduktion i CYBOCS/YBOCS - længste follow up (min 3 mdr)



Risk of bias legend

- (A) Sequence Generation
- (B) Allocation concealment
- (C) Blinding of participants and personnel
- (D) Blinding of outcome assessors
- (E) Incomplete outcome data
- (F) Selective outcome reporting
- (G) Other sources of bias

2.8 remission (CYBOCS/YBOCS < 10)



Risk of bias legend

- (A) Sequence Generation
- (B) Allocation concealment
- (C) Blinding of participants and personnel
- (D) Blinding of outcome assessors
- (E) Incomplete outcome data
- (F) Selective outcome reporting
- (G) Other sources of bias