

NKR 47: PICO 1, Styrketræning vs kombineret træning

Review information

Authors

Sundhedsstyrelsen¹

¹[Empty affiliation]

Citation example: S. NKR 47: PICO 1, Styrketræning vs kombineret træning. Cochrane Database of Systematic Reviews [Year], Issue [Issue].

Characteristics of studies

Characteristics of included studies

Bellomo 2013

Methods	<p>Study design: Randomized controlled trial</p> <p>Study grouping: Parallel group</p> <p>Open Label:</p> <p>Cluster RCT:</p>
Participants	<p>Baseline Characteristics</p> <p>Intervention</p> <ul style="list-style-type: none"> ● Age (mean, SD): for both groups 70.9 (5.2) ● Sex (% male): 100 ● Co-morbidity (yes/no): NR ● Undernourished (yes/no): NR ● Frail (Yes/no): NR ● Impairment (body functions and structure description): NR ● Limitations (activity description): NR ● Restriction (participation description): NR ● Housing (eg., residential homes, own home): NR ● Civil status (% living alone): NR ● In risk of falling (yes/no): NR ● Cognitive impairments (yes/no): NR <p>Control</p> <ul style="list-style-type: none"> ● Age (mean, SD): for both groups 70.9 (5.2) ● Sex (% male): 100 ● Co-morbidity (yes/no): NR ● Undernourished (yes/no): NR ● Frail (Yes/no): NR

	<ul style="list-style-type: none"> ● <i>Impairment (body functions and structure description)</i>: NR ● <i>Limitations (activity description)</i>: NR ● <i>Restriction (participation description)</i>: NR ● <i>Housing (eg., residential homes, own home)</i>: NR ● <i>Civil status (% living alone)</i>: NR ● <i>In risk of falling (yes/no)</i>: NR ● <i>Cognitive impairments (yes/no)</i>: NR <p>Included criteria: Eligible patients were male volunteers with diagnosis of sarcopenia according to criteria of the Centers for Disease Control and Prevention. The inclusion criteria were as follows: diagnosis of sarcopenia; normal ECG and blood pressure; and absence of musculoskeletal, metabolic, or cardiovascular diseases. Comorbidities not reported</p> <p>Excluded criteria: presence of metabolic and/or cardiovascular diseases, evidence of hereditary or acquired muscular disease, or diagnosis of respiratory or psychiatric disorders. No subject was under treatment with testosterone or other pharmacological interventions known to influence muscle mass</p> <p>Pretreatment: Not reported - there is only information regarding age, weight, height and BMI for the total group.</p>
<p>Interventions</p>	<p>Intervention Characteristics</p> <p>Intervention</p> <ul style="list-style-type: none"> ● <i>Description:</i> In the beginning of each training session, the subject carried out a warm-up on a stationary bicycle, pedaling for 10 minutes at an intensity equal to 60% of HR max, and performed stretching exercises for the muscles of the lower limbs. Further progressive resistance training 3 sets of 12 repetitions, with a 2-minute rest between sets ● <i>Duration (weeks):</i> 12 weeks ● <i>Dose:</i> 3 sets with progression over 12 weeks with intensity from 60% in the beginning and up to 85% of maximum theoretical force in the end of the training period ● <i>Personnel:</i> not reported <p>Control</p> <ul style="list-style-type: none"> ● <i>Description:</i> A 5-minute cycle ergometer warm-up at an intensity equal to 60% of theoretical maximum heart rate, stretching exercises for the muscles of the lower limbs, and a 5-minute cool down were performed at each training session. The subject also undertook 20-minute training using the multi-sensory protocol for balance and flexibility with the Imoove system. The subjects were invited to perform postural exercises in isometric contractions on a motor platform with elliptic oscillatory movements. Visual feedback required different tasks ● <i>Duration (weeks):</i> 12 weeks ● <i>Dose:</i> 2 sessions per week ● <i>Personnel:</i> not reported
<p>Outcomes</p>	<p><i>Muskelstyrke EoT (muscle strength)</i></p> <ul style="list-style-type: none"> ● Outcome type: Continuous Outcome ● Reporting: Fully reported ● Scale: Isometric leg extension 90° ● Unit of measure: kg ● Direction: Higher is better ● Data value: Endpoint ● Notes: range is dependent of the unit of measurement

Mobilitet Bevægelse og færden (mobility, activity level) (EOT)

- **Outcome type:** ContinuousOutcome
- **Reporting:** Fully reported
- **Scale:** Length of the half-step during gait analysis test
- **Unit of measure:** cm
- **Direction:** Higher is better
- **Data value:** Endpoint
- **Notes:** This is not a typical outcome measure within this group but more frequently used within populations with cognitive impairments. The outcome can not be pooled with measures of gait speed, gait distances etc.

Mobilitet bevægelse og færden (mobility, activity level) (LF)

- **Outcome type:** ContinuousOutcome
- **Reporting:** Not reported

Balance (balance) (EOT)

- **Outcome type:** ContinuousOutcome
- **Reporting:** Fully reported
- **Scale:** Sway area measured with closed eyes
- **Unit of measure:** mm2
- **Direction:** Lower is better
- **Data value:** Endpoint
- **Notes:** This is a static balance measure and not a typical balance measure in this population

ADL (Activities of daily living including ADL or IADL) (EOT)

- **Outcome type:** ContinuousOutcome
- **Reporting:** Not reported

Forblive i eget hjem, ændring af bopæls status (Changes of living status) (LF)

- **Outcome type:** DichotomousOutcome
- **Reporting:** Not reported

Alvorlige bivirkninger (Serious adverse events) (EOT)

- **Outcome type:** AdverseEvent
- **Reporting:** Not reported

Fald (falls) (EOT)

- **Outcome type:** AdverseEvent
- **Reporting:** Not reported

Fraktur (fracture) (EOT)

- **Outcome type:** AdverseEvent
- **Reporting:** Not reported

Uønsket vægttab (unintentional weight loss)

- **Outcome type:** AdverseEvent
- **Reporting:** Not reported

	<p><i>Balance (balance) (LF)</i></p> <ul style="list-style-type: none"> ● Outcome type: ContinuousOutcome ● Reporting: Not reported
Identification	<p>Sponsorship source: Not reported Country: Italy Setting: not reported Comments: NA Authors name: R.G.BELLOMO Institution: DepartmentofHuman Movement, "G.d'Annunzio"University,Chieti, Italy Email: saggini@unieh.it Address: Unit of Physical Medicine and Rehabilitation, "G. d'Annunzio" University, Viale Abruzzo 322, 66013 Chieti, Italy Tel.: +390871587107 Fax: +3933358339950</p>
Notes	<p><i>Daniel Kaminski Rotenberg on 29/03/2016 03:19</i></p> <p>Outcomes Tilsyneladende er vi uenige om hvilken gruppe der skal bruges som kontrol. Jeg tænker det er den som studiet kalder "control" men jeg ser du konsekvent bruger tallene fra "gsm" som såvidt jeg forstår laver isometrisk træning, iblandet noget balance, lidt a là Yoga.</p>

Risk of bias table

Bias	Authors' judgement	Support for judgement
Random sequence generation (selection bias)	Unclear risk	Quote: "The volunteers were randomly assigned to one of 4 groups with blind assessment, a control group and three training groups, which all followed a training period of 12 weeks as detailed below." Judgement Comment: The methods for sequence generation are not described
Allocation concealment (selection bias)	Unclear risk	Quote: "64 and 80 (Table I) participated in the study. The volunteers were randomly assigned to one of 4 groups with blind assessment, a control group and three training groups, which all followed a training period of 12 weeks as detailed below. Global Sensorimotor Training (Gsm) The" Judgement Comment: The allocation concealment is not described
Blinding of participants and personnel (performance bias)	High risk	Quote: "The volunteers were randomly assigned to one of 4 groups with blind assessment, a control group and three training groups, which all followed a training period of 12 weeks as detailed below." Judgement Comment: The blinding of participant are not described only the blinding of assessors
Blinding of outcome assessment (detection bias)	Low risk	Quote: "pharmacological interventions known to influence muscle mass (Fig. 1). Forty male volunteers aged between 64 and 80 (Table I) participated in the study. The volunteers were randomly assigned to one of 4 groups with blind assessment, a control group and three" Judgement Comment: They say they blind the assessors, I found no reason to doubt that.
Incomplete outcome data (attrition bias)	Unclear risk	Judgement Comment: Figure 2 display drop outs for each group but there is no further discription of causes etc.

Selective reporting (reporting bias)	Low risk	Quote: "The present study compared the effects of three different methods of training in the elderly on muscle strength, balance and walking." Judgement Comment: No study protocol available but the manuscript include all relevant outcomes
Other bias	Unclear risk	Not described

Joshua 2014

Methods	<p>Study design: Randomized controlled trial Study grouping: Parallel group Open Label: Cluster RCT:</p>
Participants	<p>Baseline Characteristics</p> <p>Intervention</p> <ul style="list-style-type: none"> ● Age (mean, SD): 75.11 ± 5.497 ● Sex (% male): 33.3 ● Co-morbidity (yes/no): Y ● Undernourised (yes/no): NR ● Frail (Yes/no): N ● Impairment (body functions and structure description) (Yes/No): NR ● Limitations (activity description) (Yes/No): Y ● Restriction (participation description) (Yes/No): NR ● Housing (eg., residential homes, own home) : residential home ● Civil status (% living alone): NR ● In risk of falling (yes/no): Y ● Cognitive impairments (Yes/No): N <p>Control</p> <ul style="list-style-type: none"> ● Age (mean, SD): 75.17 ± 5.894 ● Sex (% male): 33.3 ● Co-morbidity (yes/no): Y ● Undernourised (yes/no): NR ● Frail (Yes/no): N ● Impairment (body functions and structure description) (Yes/No): NR ● Limitations (activity description) (Yes/No): Y ● Restriction (participation description) (Yes/No): NR ● Housing (eg., residential homes, own home) : residential home ● Civil status (% living alone): NR ● In risk of falling (yes/no): Y ● Cognitive impairments (Yes/No): N <p>Included criteria: Subjects aged 65 years and older, of both gender, medical screening clearance, Berg balance scale (BBS) score of 41 to 52 [, Mini Mental State Examination (MMSE) score of ≥ 23, a minimum score of 17.5 cm (7 inches) on FRT and a muscle strength grade of 4 or above for the lower limb muscle groups were considered as the criteria for including subjects for the study</p>

	<p>Excluded criteria: Symptomatic cardiovascular diseases, neurological conditions, peripheral neuropathy of lower limbs with significant dorsal column sensory loss, musculoskeletal condition of the lower quarter which could interfere with measuring outcome, malignancies, medications which carry the risk of causing falls, diagnosed vestibular disorders and subjects who underwent lower limb strength training and/or balance training during the past 3 months were the criteria to exclude the subjects.</p> <p>Pre treatment: The mean scores of most of the variables other than FRT, and incidence of falls last year [Table/Fig-2,3], were not statistically significant, suggesting that the three groups were essentially homogeneous with respect to those baseline values. The analysis of FRT scores revealed a statistically significant difference between the three groups (p=0.023). Post-hoc analysis (Tukey) of baseline values for FRT revealed a statistically significant difference between TBE and PRT groups (p=0.014).</p> <p>Intervention Characteristics</p> <p>Intervention</p> <ul style="list-style-type: none"> ● Description: PRT of 8 key muscle groups in lower extremity (65% of 1 RM) ● Duration (weeks): 26 ● Dose: 2 times per week (duration per session 60 min.) 2 or 3 sets not clearly described ● Personnel: well-qualified physiotherapist <p>Control</p> <ul style="list-style-type: none"> ● Description: 8 component of different traditional balance exercises ● Duration (weeks): 26 ● Dose: 4 time per week (duration per session 45 min) ● Personnel: well-qualified physiotherapist
<p>Outcomes</p>	<p>Muskelsyrke EoT (muscle strength)</p> <ul style="list-style-type: none"> ● Outcome type: ContinuousOutcome ● Reporting: Not reported <p>Mobilitet Bevægelse og færden (mobility, activity level) (EOT)</p> <ul style="list-style-type: none"> ● Outcome type: ContinuousOutcome ● Reporting: Not reported <p>Mobilitet bevægelse og færden (mobility, activity level) (LF)</p> <ul style="list-style-type: none"> ● Outcome type: ContinuousOutcome ● Reporting: Not reported <p>Balance (balance) (EOT)</p> <ul style="list-style-type: none"> ● Outcome type: ContinuousOutcome ● Reporting: Fully reported ● Scale: Functional reach test ● Unit of measure: cm ● Direction: Higher is better ● Data value: Endpoint ● Notes: Change from baseline also available. The Functional Reach Test is a static balance test <p>ADL (Activities of daily living including ADL or IADL) (EOT)</p> <ul style="list-style-type: none"> ● Outcome type: ContinuousOutcome

	<ul style="list-style-type: none"> ● Reporting: Not reported <p><i>Forblive i eget hjem, ændring af bopæls status (Changes of living status) (LF)</i></p> <ul style="list-style-type: none"> ● Outcome type: DichotomousOutcome ● Reporting: Not reported <p><i>Alvorlige bivirkninger (Serious adverse events) (EOT)</i></p> <ul style="list-style-type: none"> ● Outcome type: AdverseEvent ● Reporting: Not reported <p><i>Fald (falls) (EOT)</i></p> <ul style="list-style-type: none"> ● Outcome type: AdverseEvent ● Reporting: Not reported <p><i>Fraktur (fracture) (EOT)</i></p> <ul style="list-style-type: none"> ● Outcome type: AdverseEvent ● Reporting: Not reported <p><i>Uønsket vægttab (unintentional weight loss)</i></p> <ul style="list-style-type: none"> ● Outcome type: AdverseEvent ● Reporting: Not reported <p><i>Balance (balance) (LF)</i></p> <ul style="list-style-type: none"> ● Outcome type: ContinuousOutcome ● Reporting: Not reported ● Data value: Endpoint
Identification	<p>Sponsorship source: Not reported</p> <p>Country: India</p> <p>Setting: Participants from old age homes</p> <p>Comments: No further comments</p> <p>Authors name: Dr. Abraham M. Joshua</p> <p>Institution: Department of Physical Therapy, Kasturba Medical College (Manipal University), Mangalore, India</p> <p>Email: E-mail: abraham.joshua@manipal.edu</p> <p>Address: Not reported</p>
Notes	<p>Nkr 47 Geria on 09/03/2016 23:45</p> <p>Outcomes changes scores between baseline and 6 month follow up are available. Analyses are made per protocol and intention to threat. Intention to threat is used. Higher cm is better</p> <p>Daniel Kaminski Rotenberg on 23/03/2016 18:22</p> <p>Outcomes Only outcome measured, is Functional Reach Test. I consider this a balance test. Test were done midway and at end og treatment only, so LF and EOT is the same.</p>

Risk of bias table

Bias	Authors' judgement	Support for judgement
Random sequence generation (selection bias)	Low risk	Quote: "old age homes were screened. The eligible subjects were assigned to the study groups by sequenced generation using block randomisation. Block size of 6 was used in the trial to allocate the participants to the [table/Fig-1]: Consort diagram" Quote: "TBE and 2 COMBI interventions. The allocation concealment was done using sealed opaque envelopes which was sequentially arranged. The subjects who gave consent" Judgement Comment: The investigator describes sequence generation using block randomization and that envelopes were sequentially arranged
Allocation concealment (selection bias)	Low risk	Quote: "2 TBE and 2 COMBI interventions. The allocation concealment was done using sealed opaque envelopes which was sequentially arranged. The subjects who gave consent" Judgement Comment: I find it doubtful the participants would be able to understand the difference between TBE, PRT and COMBI The one who enrolled participant could not foresee assignment
Blinding of participants and personnel (performance bias)	High risk	Quote: "At the end of 3 rd and 6 th month the blinded outcome assessor re-assessed and recorded the outcome measure." Judgement Comment: Information on blinding of assessors is only available
Blinding of outcome assessment (detection bias)	Low risk	SUPPORTING ANNOTATIONS <i>At the end of 3 rd and 6 th month the blinded outcome assessor re-assessed and recorded the outcome measure.</i>
Incomplete outcome data (attrition bias)	Low risk	Judgement Comment: Figure 1 displays the flow in the studien (excluded participants with causes, sropouts with causes) Analyses are performed per protokol and as ITT
Selective reporting (reporting bias)	High risk	Judgement Comment: No study protokol is available and the study dont clearly prespecified their primary outcome. The only outcome which is presented is the FRT and it seems a strengte that there is not any muscle strength measure in a study where one of the study arms are resistance training
Other bias	Unclear risk	Note declared

Mangione 2010

Methods	<p>Study design: Randomized controlled trial</p> <p>Study grouping: Parallel group</p> <p>Open Label:</p> <p>Cluster RCT:</p>
Participants	<p>Baseline Characteristics</p> <p>Intervention</p> <ul style="list-style-type: none"> ● Age (mean, SD): 79.6 (5.9) ● Sex (% male): 14 ● Co-morbidity (yes/no): Y

	<ul style="list-style-type: none"> ● Undernourished (yes/no): NR ● Frail (Yes/no): NR ● Impairment (body functions and structure description): Earlier fracture ● Limitations (activity description): gait speed between 1m/s and 0.3m/s ● Restriction (participation description): High score on ADL/IADL ● Housing (eg., residential homes, own home): Living in own home pre fracture ● Civil status (% living alone): 36 ● In risk of falling (yes/no): NR ● Cognitive impairments (yes/no): N <p>Control</p> <ul style="list-style-type: none"> ● Age (mean, SD): 82 (6.0) ● Sex (% male): 25 ● Co-morbidity (yes/no): Y ● Undernourished (yes/no): NR ● Frail (Yes/no): NR ● Impairment (body functions and structure description): Earlier fracture ● Limitations (activity description): gait speed between 1m/s and 0.3m/s ● Restriction (participation description): High score on ADL/IADL ● Housing (eg., residential homes, own home): Living in own home pre fracture ● Civil status (% living alone): 50 ● In risk of falling (yes/no): NR ● Cognitive impairments (yes/no): N <p>Included criteria: Participants were included if they had successful fixation (partial or total hip replacement or open reduction internal fixation) of a hip fracture within the previous 6 months (5.5-6.5 months post fracture), were 65 years of age or older, were living at home prior to the fracture, had a physician referral and were discharged from physical therapy.</p> <p>Excluded criteria: Exclusion criteria included a medical history of unstable angina or uncompensated congestive heartfailure, ongoing chemotherapy or renal dialysis, history of stroke with residual hemiplegia, Parkinson disease, absence of sensation in the lower extremities due to sensory neuropathy, life expectancy of less than six months, or Mini-Mental State Exam scores < 20.(10) Prior to baseline testing, participants were additionally excluded if they ambulated ≥ 1.0 m/sec(indicating normal walking speed for elders and thus little chance for additional improvement)(1) or walking speeds < 0.3 m/sec (representing the lowest 10th percentile of walking speeds for older adults)(12) to create a more homogenous sample for this smalltrial.</p> <p>Pre-treatment: No differences between groups for baseline data.</p>
<p>Interventions</p>	<p>Intervention Characteristics</p> <p>Intervention</p> <ul style="list-style-type: none"> ● Description: Strengthening exercises for the hip extensors, hip abductors, knee extensors, and ankleplantarflexors bilaterally two time a week, lasting 30-40 min. per session ● Duration (weeks): 10 ● Dose: 8 RM, the volume was 3 sets of 8 repetitions. Intensity was reevaluated every two weeks) ● Personnel: Physical therapist <p>Control</p> <ul style="list-style-type: none"> ● Description: Conventional transcutaneous electrical stimulation (TENS) for muscles of lower extremity were stimulated for 7 minutes

	<p>for a total of 21 minutes each session. During the TENS, guided imagery was used to encourage the participant to envision the leg muscles being used in activities</p> <ul style="list-style-type: none"> ● <i>Duration (weeks)</i>: 10 ● <i>Dose</i>: The physical therapist adjusted the intensity of the stimulation until the participant reported feeling a comfortable tingling in the muscle bellies. ● <i>Personnel</i>: Physical therapist
<p>Outcomes</p>	<p><i>Muskelsevne EoT (muscle strength)</i></p> <ul style="list-style-type: none"> ● Outcome type: Continuous Outcome ● Reporting: Fully reported ● Scale: Isometric strength in lower extremity ● Unit of measure: N ● Direction: Higher is better ● Data value: Endpoint ● Notes: The authors do not present muscle strength for the individually tested muscle groups in lower extremity but as summed lower extremity torque (The training did not target one specific muscle group, but rather the lower extremity as a whole; therefore, the isometric force values for each muscle group were added together to form assumed lower-extremity force score for each limb. Summed force scores have been reported in the geriatric training literature because individual lower-extremity muscle forces are highly correlated. <p><i>Mobilitet Bevægelse og færden (mobility, activity level) (EOT)</i></p> <ul style="list-style-type: none"> ● Outcome type: Continuous Outcome ● Reporting: Fully reported ● Scale: Gait speed usual pace ● Unit of measure: meters per second ● Direction: Higher is better ● Data value: Endpoint <p><i>Mobilitet bevægelse og færden (mobility, activity level) (LF)</i></p> <ul style="list-style-type: none"> ● Outcome type: Continuous Outcome ● Reporting: Fully reported ● Scale: Gait speed (usual pace) ● Unit of measure: meters per second ● Direction: Higher is better ● Data value: Endpoint ● Notes: Follow up 1 year after fracture <p><i>Balance (balance) (EOT)</i></p> <ul style="list-style-type: none"> ● Outcome type: Continuous Outcome ● Reporting: Fully reported ● Scale: modified Physical performance test (mPPT) ● Range: 0-36 ● Unit of measure: Points ● Direction: Higher is better

	<ul style="list-style-type: none"> ● Data value : Endpoint ● Notes: The mPPT is according to the authors a timed test consisting of nine tasks measuring static standing balance. In my point of view it is also including dynamic balance tasks. <p><i>Forblive i eget hjem, ændring af bopæls status (Changes of living status) (LF)</i></p> <ul style="list-style-type: none"> ● Outcome type : DichotomousOutcome <p><i>Alvorlige bivirkninger (Serious adverse events) (EOT)</i></p> <ul style="list-style-type: none"> ● Outcome type : AdverseEvent <p><i>Fald (falls) (EOT)</i></p> <ul style="list-style-type: none"> ● Outcome type : AdverseEvent <p><i>Fraktur (fracture) (EOT)</i></p> <ul style="list-style-type: none"> ● Outcome type : AdverseEvent <p><i>Uønsket vægttab (unintentional weight loss)</i></p> <ul style="list-style-type: none"> ● Outcome type : AdverseEvent <p><i>Activities of daily living, including ADL and IADL (EOT)</i></p> <ul style="list-style-type: none"> ● Outcome type : DichotomousOutcome ● Reporting: Not reported <p><i>Balance (balance) (LF)</i></p> <ul style="list-style-type: none"> ● Outcome type : ContinuousOutcome ● Reporting: Fully reported ● Scale: modified physical performance test (mPPT) ● Range : 0-36 ● Unit of measure : points ● Direction: Higher is better ● Data value : Endpoint ● Notes: Reported at 1 year follow up
<p>Identification</p>	<p>Sponsorship source: Funding provided by NIH/NICHD/NIA 1 R03 HD041944-01A1, 2002</p> <p>Country: USA</p> <p>Setting: Community-dwelling older adults</p> <p>Comments: No comments</p> <p>Authors name: Kathleen K. Mangione</p> <p>Institution: Arcadia University, 450 S Easton Rd, Glenside, PA 19039, P: 215-572-2861,</p> <p>Email: Not reported</p> <p>Address: 450 S Easton Rd, Glenside, PA 19039</p>
<p>Notes</p>	

Risk of bias table

Bias	Authors' judgement	Support for judgement
Random sequence generation (selection bias)	Low risk	Quote: "subjects were randomized to either the leg strengthening exercise group or the CON by unrestricted randomization method with opaque sealed envelopes."
Allocation concealment (selection bias)	Low risk	Quote: "testing, subjects were randomized to either the leg strengthening exercise group or the CON by unrestricted randomization method with opaque sealed envelopes." Judgement Comment: Envelopes were used and they were opaque and sealed
Blinding of participants and personnel (performance bias)	High risk	Quote: "was (ICC 3, 1) =0.83-0.99. The trainer was not blinded to exercise group. Participants Participants were included if" Judgement Comment: Not reported if the participants were blinded to the active intervention
Blinding of outcome assessment (detection bias)	Low risk	Quote: "The examiner was blinded to group assignment."
Incomplete outcome data (attrition bias)	High risk	SUPPORTING ANNOTATIONS <i>described the sample. Unpaired t-tests compared baseline characteristics for continuous data; and χ^2 tests were used for categorical data. Intention-to-treat analysis with the last observation carried forward was used to assess all outcome measures among the groups. The primary analysis was the</i> COMMENTS Figure 1 shows the number of missing data (patients who dropped out) and the reasons in both groups. The ITT analysis replaced missing values with last observation value. More than 10% dropout
Selective reporting (reporting bias)	Low risk	Judgement Comment: No protocol available, however all relevant outcomes are reported in the result section. However, it is difficult to evaluate if they were prespecified.
Other bias	Unclear risk	Not declared

Seo 2012

Methods	<p>Study design: Randomized controlled trial</p> <p>Study grouping: Parallel group</p> <p>Open Label:</p> <p>Cluster RCT:</p>
Participants	<p>Baseline Characteristics</p> <p>Intervention</p> <ul style="list-style-type: none"> ● Age (mean, SD): 70.7 (3.6) ● Sex (% male): 0 ● Co-morbidity (yes/no): NR ● Undernourished (yes/no): NR ● Frail (Yes/no): NR ● Impairment (body functions and structure description): NR

	<ul style="list-style-type: none"> ● Limitations (activity description): Y ● Restriction (participation description): NR ● Housing (eg., residential homes, own home): NR ● Civil status (% living alone): 12.9 ● In risk of falling (yes/no): Y ● Cognitive impairments (yes/no): N <p>Control</p> <ul style="list-style-type: none"> ● Age (mean, SD): 71.1 (3.8) ● Sex (% male): 0 ● Co-morbidity (yes/no): NR ● Undernourished (yes/no): NR ● Frail (Yes/no): NR ● Impairment (body functions and structure description): NR ● Limitations (activity description): Y ● Restriction (participation description): NR ● Housing (eg., residential homes, own home): NR ● Civil status (% living alone): 9.1 ● In risk of falling (yes/no): Y ● Cognitive impairments (yes/no): N <p>Included criteria: The inclusion criteria were ove 65-years, able to ambulate at least 10m independently (withoutadevice), having at least one fall experience within the past year, inability to stand on one leg for 5 seconds or more and having MMSE over 24</p> <p>Excluded criteria: The exclusion criteria were as follows: history of severe cardiac or pulmonary problem, stroke, and spine fracture.</p> <p>Pre-treatment: There were no statistically significant differences between among groups at baseline</p>
<p>Interventions</p>	<p>Intervention Characteristics</p> <p>Intervention</p> <ul style="list-style-type: none"> ● Description: Progressive resistance training (PRT) with elastic bands each session 50 min in total (30 min for PRT). ● Duration (weeks): 12 weeks (not reported how many time per weeks) ● Dose: 3 sets / 10 repetitions for upper and lower extremities with increasing load (change of elastic band) ● Personnel: NR <p>Control</p> <ul style="list-style-type: none"> ● Description: Balance Training (BT) using physio-balls and typical balance exercise each session lasted 50 min in total (30 min for BT) ● Duration (weeks): 12 weeks (not reported how many times per week) ● Dose: Not reported ● Personnel: NR
<p>Outcomes</p>	<p>Muskelsstyrke EoT (muscle strength)</p> <ul style="list-style-type: none"> ● Outcome type: ContinuousOutcome ● Reporting: Fully reported ● Scale: Isometric knee extension strength ● Unit of measure: Unclear

- **Direction:** Higher is better
- **Data value:** Endpoint
- **Notes:** The unit of measurement is not clearly described (%MVC) I think it is N/body weight * 100 - however to a message is send to the author to clarify

Mobilitet Bevægelse og færden (mobility, activity level) (EOT)

- **Outcome type:** ContinuousOutcome
- **Reporting:** Fully reported
- **Scale:** Timed up and go
- **Unit of measure:** seconds
- **Direction:** Lower is better
- **Data value:** Endpoint

Mobilitet bevægelse og færden (mobility, activity level) (LF)

- **Outcome type:** ContinuousOutcome

Balance (balance) (EOT)

- **Outcome type:** ContinuousOutcome
- **Reporting:** Fully reported
- **Scale:** Figure-of-Eight-Running (FET)
- **Unit of measure:** seconds
- **Direction:** Lower is better
- **Data value:** Endpoint
- **Notes:** FET is a dynamic balance test

ADL (Activities of daily living including ADL or IADL) (EOT)

- **Outcome type:** ContinuousOutcome
- **Reporting:** Not reported

Forblive i eget hjem, ændring af bopæls status (Changes of living status) (LF)

- **Outcome type:** DichotomousOutcome
- **Reporting:** Not reported

Alvorlige bivirkninger (Serious adverse events) (EOT)

- **Outcome type:** AdverseEvent
- **Reporting:** Not reported

Fald (falls) (EOT)

- **Outcome type:** AdverseEvent
- **Reporting:** Not reported

Fraktur (fracture) (EOT)

- **Outcome type:** AdverseEvent
- **Reporting:** Not reported

Uønsket vægttab (unintentional weight loss)

- **Outcome type:** AdverseEvent

	<ul style="list-style-type: none"> ● Reporting: Not reported <p><i>Balance (balance) (LF)</i></p> <ul style="list-style-type: none"> ● Outcome type: ContinuousOutcome ● Reporting: Not reported
Identification	<p>Sponsorship source: NR Country: Syd Korea Setting: Recruitment from a senior welfare center Comments: No further comments Authors name: B.D.Seo Institution: Department of Physical Therapy, College of Health, Kyungwoon University, Email: oksbd@paran.com Address: Kyungwoon University, 55, Induckri, Sandong-myun, Gumi-si, Kyungsangbuk-do, Korea</p> <p><i>Daniel Kaminski Rotenberg on 30/03/2016 03:29</i></p> <p>Outcomes Jeg har indskrevet data for "balance". De har jo testet det, om end med en for mig ukendt metode. Unit; sec. Higher is better</p>

Risk of bias table

Bias	Authors' judgement	Support for judgement
Random sequence generation (selection bias)	Unclear risk	SUPPORTING ANNOTATIONS <i>After the baseline measurement, 95 study participants were randomly assigned to one of three groups:</i> COMMENTS Information about the details of the sequence generation process is not reported
Allocation concealment (selection bias)	Unclear risk	Quote: "After the baseline measurement, 95 study participants were randomly assigned to one of three groups: the" Judgement Comment: No details available on allocation concealment
Blinding of participants and personnel (performance bias)	Unclear risk	Quote: "This study was a single blind, controlled trial consisting of 12- week pre- and post-exercise assessments." Judgement Comment: No information available of who was blinded
Blinding of outcome assessment (detection bias)	Unclear risk	Quote: "This study was a single blind, controlled trial consisting of 12- week pre- and post-exercise assessments. A total of 152 women aged over 65 years were recruited from three" Judgement Comment: No information on who was blinded (patients or assessors)
Incomplete outcome data (attrition bias)	Unclear risk	Judgement Comment: Insufficient reporting of attrition to the individual outcome, according to table 2 or 3 all participants participated in assessment at all time points. However the authors don't state it in the manuscript.
Selective reporting (reporting bias)	Unclear risk	Judgement Comment: No protocol available, the different outcomes used in this study would be expected, but it is not clear if reports of any unplanned measures are missing
Other bias	Low risk	None detected

Serra Rexach 2011

<p>Methods</p>	<p>Study design: Randomized controlled trial Study grouping: Parallel group Open Label: Cluster RCT:</p>
<p>Participants</p>	<p>Baseline Characteristics Intervention</p> <ul style="list-style-type: none"> ● Age (mean, SD): 92 (2) ● Sex (% male): 20 ● Co-morbidity (yes/no): y ● Undernourised (yes/no): NR ● Frail (Yes/no): NR ● Impairment (body functions and structure description): NR ● Limitations (activity description): Y ● Restriction (participation description): Y (living at nursing home) ● Housing (eg., residential homes, own home): nursing home resident ● Civil status (% living alone): NR ● In risk of falling (yes/no): NR ● Cognitive impairments (yes/no): y <p>Control</p> <ul style="list-style-type: none"> ● Age (mean, SD): 92 (2) ● Sex (% male): 20 ● Co-morbidity (yes/no): y ● Undernourised (yes/no): NR ● Frail (Yes/no): NR ● Impairment (body functions and structure description): NR ● Limitations (activity description): Y ● Restriction (participation description): Y (living at nursing home) ● Housing (eg., residential homes, own home): nursing home resident ● Civil status (% living alone): NR ● In risk of falling (yes/no): NR ● Cognitive impairments (yes/no): y <p>Included criteria: Inclusion criteria were aged 90 and older, planning to stay in the same nursing home during the study, able to ambulate (with or without the assistance of a cane, walker, or parallel bars), able to communicate, and able and willing to provide consent. Excluded criteria: Exclusion criteria were acute or terminal illness, myocardial infarction in the previous 3 months, not able to ambulate, unstable cardiovascular disease or other medical condition, upper or lower extremity fracture in the previous 3 months, severe dementia, unwillingness to complete the study requirements or be randomized into the control or training group, neuromuscular disease, and use of drugs affecting neuromuscular function Pretreatment: NR</p>

<p>Interventions</p>	<p>Intervention Characteristics Intervention</p> <ul style="list-style-type: none"> ● Description: Mobility exercise 2 days a week like the control group and progressive resistance training for lower extremity (intensity 30% RM at the beginning of the 8 weeks ending at 70% RM at the end) They also did low intensity resistance training for the upper extremities but one set of 10 repetition ● Duration (weeks): 8 weeks ● Dose: Three times a week each session between 40-45 min (including warm up and stretching). 2-3 sets/day of 10 repetitions ● Personnel: ualified fitness specialists carefullysupervised every training session and worked with groupsof two to three persons to ensure that participants wereperforming the exercises correctly <p>Control</p> <ul style="list-style-type: none"> ● Description: Participants were instructed on the positive effects of reexercise. They further performed mobility exercises. ● Duration (weeks): 8 weeks ● Dose: They performed mobility exercises for 40 to 45 min./day. 5 days/ week ● Personnel: ualified fitness specialists carefullysupervised every training session and worked with groupsof two to three persons to ensure that participants wereperforming the exercises correctly
<p>Outcomes</p>	<p>Muskelstyrke EoT (muscle strength)</p> <ul style="list-style-type: none"> ● Outcome type: ContinuousOutcome ● Reporting: Fully reported ● Scale: Dynamic muscular strength (leg press) ● Unit of measure: kilogram assessed as 1RM ● Direction: Higher is better ● Data value: Endpoint ● Notes: The 1RM was estimated using an equation reported previously: $1RM = 102.7 - 2.78 \times \text{number of repetitions}$. Initial loads were 70% to 100% of body weight. After a brief rest period, increments of 2 to 4 kg were added until the participant could not lift the load more than six to seventimes, which usually occurred after five trials. Intention to threat analysis are used with baseline values for missing posttest values <p>Mobilitet Bevægelse og færden (mobility, activity level) (EOT)</p> <ul style="list-style-type: none"> ● Outcome type: ContinuousOutcome ● Reporting: Fully reported ● Scale: 8 meters walk test ● Unit of measure: meters per minute ● Direction: Higher is better ● Data value: Endpoint ● Notes: The result is shown in a figure with mean and errorbars for SE there is no detailed information of estimates. ITT are used <p>Mobilitet bevægelse og færden (mobility, activity level) (LF)</p> <ul style="list-style-type: none"> ● Outcome type: ContinuousOutcome <p>Balance (balance) (EOT)</p> <ul style="list-style-type: none"> ● Outcome type: ContinuousOutcome <p>ADL (Activities of daily living including ADL or IADL) (EOT)</p>

	<ul style="list-style-type: none"> ● Outcome type: ContinuousOutcome <p><i>Forblive i eget hjem, ændring af bopæls status (Changes of living status) (LF)</i></p> <ul style="list-style-type: none"> ● Outcome type: DichotomousOutcome ● Reporting: Not reported <p><i>Alvorlige bivirkninger (Serious adverse events) (EOT)</i></p> <ul style="list-style-type: none"> ● Outcome type: AdverseEvent ● Reporting: Not reported <p><i>Fald (falls) (EOT)</i></p> <ul style="list-style-type: none"> ● Outcome type: AdverseEvent ● Reporting: Partially reported ● Scale: Fall over the study period ● Unit of measure: mean number of fall per participant with 95% CI ● Direction: Lower is better ● Notes: The mean number of falls per participant recorded over the study period was 1.2 fewer in the intervention group than in the control group (95% CI 50.0-3.0, P5.03) <p><i>Fraktur (fracture) (EOT)</i></p> <ul style="list-style-type: none"> ● Outcome type: AdverseEvent ● Reporting: Not reported <p><i>Uønsket vægttab (unintentional weight loss)</i></p> <ul style="list-style-type: none"> ● Outcome type: AdverseEvent ● Reporting: Not reported <p><i>Balance (balance) (LF)</i></p> <ul style="list-style-type: none"> ● Outcome type: ContinuousOutcome ● Reporting: Not reported
Identification	<p>Sponsorship source: This study was partially supported by the Swedish Council for Working Life and Social Research, the Loo and Hans Ostermans Foundation 2009 (2009Oste0043), the Fondo de Investigaciones Sanitarias (PS09/00194) and the Spanish Ministry of Science and Innovation (RYC-2010-05957).</p> <p>Country: Spain</p> <p>Setting: Geriatric Nursing Home</p> <p>Comments: ClinicalTrials.gov ID: NCT00848978</p> <p>Authors name: Jose A. Serra-Rexach</p> <p>Institution: Geriatric Department, Hospital General Universitario Gregorio Marañon, Madrid, Spain; Universidad Europea de Madrid</p> <p>Email: jserra.hgugm@salud.madrid.org</p> <p>Address: Geriatric Department, Hospital General Universitario Gregorio Marañon, Madrid, Spain.</p>
Notes	<p><i>Daniel Kaminski Rotenberg on 29/03/2016 22:27</i></p> <p>Outcomes</p> <p>Number of falls not written, only that 1,2 less falls were seen in the intervention Group. less than what? What is the percentual change?</p>

Risk of bias table

Bias	Authors' judgement	Support for judgement
Random sequence generation (selection bias)	Low risk	Quote: "The data manager randomly assigned participants to the control or training group with a block on sex and ambulation based on the Functional Ambulation Classification (FAC) scale (score 0-3 vs 4-5) 18 using a computer-generated randomization sequence." Judgement Comment: A computer random number generator was used
Allocation concealment (selection bias)	Unclear risk	Quote: "The group assignment coding (0 for usual care and 1 for intervention) was concealed to the research group." Judgement Comment: The authors only report that the coding was concealed not how it was concealed
Blinding of participants and personnel (performance bias)	High risk	Quote: "Participants were explicitly informed as to the group to which they were assigned and the study hypotheses and reminded not to discuss their randomization assignment with assessment staff. It was not possible to conceal the group assignment from the staff involved in the training." Judgement Comment: The participants and the personnel involved in the training were not blinded
Blinding of outcome assessment (detection bias)	Low risk	Quote: "The assessment staff was blinded to participant randomization assignment." Judgement Comment: Outcome assessors were blinded
Incomplete outcome data (attrition bias)	Low risk	Quote: "Two participants (one per group) could not be assessed after the intervention period (Figure 1). Two study participants (both in the intervention group) died during the study period. One died at the age of 92 during the intervention period from a head injury after a fall in her room" Judgement Comment: The reason for missing data is well described and missing data are equally distributed between groups and unlikely to be related to the outcome
Selective reporting (reporting bias)	High risk	Judgement Comment: The study is reported in Clinical Trials. Not all the prespecified outcomes are reported in the study.
Other bias	Low risk	Judgement Comment: The study appears to be free of other sources of bias

Sullivan 2007

Methods	<p>Study design: Randomized controlled trial</p> <p>Study grouping: Parallel group</p> <p>Open Label:</p> <p>Cluster RCT:</p>
Participants	<p>Baseline Characteristics Intervention Age (mean, SD): 76 (6.6) Sex (% male): 85.7 Co-morbidity (yes/no): Y Undernourished (yes/no): N R Frail (Yes/no): Y Impairment (body functions and structure description): N R Limitations (activity description): Y Restriction (participation description) (%): 14.3 Housing (eg., residential homes, own home): N R Civil status (% living alone): N R In risk of falling (yes/no): N R Cognitive impairments (yes/no): N Control Age (mean, SD): 84.7 (4.6) Sex (% male): 71.4 Co-morbidity (yes/no): Y Undernourished (yes/no): N R Frail (Yes/no): Y Impairment (body functions and structure description): N R Limitations (activity description): Y Restriction (participation description) (%): 28.6 Housing (eg., residential homes, own home): N R Civil status (% living alone): N R In risk of falling (yes/no): N R Cognitive impairments (yes/no): N</p>

	<p>Included criteria: Physicians were asked to refer patients who had recent illness-induced functional decline, were aged 65 and older, and were capable of giving informed consent</p> <p>Excluded criteria: The exclusion criteria included a near-terminal medical disorder, unre-solved malignancy, disabling arthritis or irreversible neuro-logical disease that made a goal of independent ambulation unrealistic, and unstable cardiovascular disease.</p> <p>Pre-treatment: The control group have higher age than the intervention group</p>
<p>Interventions</p>	<p>Intervention Characteristics</p> <ul style="list-style-type: none"> ● Intervention Description: Progressive high intensity resistance training for upper and lower extremities <i>Duration (weeks):</i> 12 weeks <i>Dose:</i> Starting at intensity of 20% of 1RM gradually increased to 80% of 1RM. (3 sets of 8 repetitions) <i>Personnel:</i> NR ● Control Description: Low intensity resistance training for upper and lower extremities <i>Duration (weeks):</i> 12 weeks <i>Dose:</i> Warm-up set using 10% of 1RM followed by 3 sets of 8 repetitions at 20% of 1RM (3 sets of 8 repetitions) <i>Personnel:</i> NR
<p>Outcomes</p>	<p><i>Muskelstyrke EoT (muscle strength)</i></p> <ul style="list-style-type: none"> ● Outcome type: Continuous Outcome ● Reporting: Fully reported ● Scale: Leg press ● Unit of measure: kg ● Direction: Higher is better ● Data value: Change from baseline ● Notes: Based on multifactor analysis of covariance of the log-transformed data. After intervention groups, the only baseline covariates to enter the model for leg press were admission serum total testosterone and amount of weight lost in the prior year. ITT analysis was used with baseline values for missing data <p><i>Mobilitet Bevægelse og færden (mobility, activity level) (EOT)</i></p> <ul style="list-style-type: none"> ● Outcome type: Continuous Outcome ● Reporting: Fully reported ● Scale: Aggregate score ● Range: 0-12 ● Unit of measure: points ● Direction: Higher is better ● Data value: Change from baseline ● Notes: Each of four tests (the sit-to-stand maneuver, habitual gait speed, maximal safe gait speed, and stair climb) was scored on a 4-point scale (0=cannot complete task; 1=needs assistance to complete task; 2=5 completes task independently; 3=5 completes task independently and median time for control population of healthy elderly). The aggregate score represents the sum of these four scores and can range from 0 to 12 points. ITT analysis was used with baseline values for missing data <p><i>Mobilitet bevægelse og færden (mobility, activity level) (LF)</i></p> <ul style="list-style-type: none"> ● Outcome type: Continuous Outcome ● Reporting: Not reported <p><i>Balance (balance) (EOT)</i></p> <ul style="list-style-type: none"> ● Outcome type: Continuous Outcome ● Reporting: Not reported <p><i>ADL (Activities of daily living including ADL or IADL) (EOT)</i></p>

	<ul style="list-style-type: none"> ● Outcome type: ContinuousOutcome ● Reporting: Not reported <p><i>Forblive i eget hjem, ændring af bopæls status (Changes of living status) (LF)</i></p> <ul style="list-style-type: none"> ● Outcome type: DichotomousOutcome ● Reporting: Not reported <p><i>Alvorlige bivirkninger (Serious adverse events) (EOT)</i></p> <ul style="list-style-type: none"> ● Outcome type: AdverseEvent ● Reporting: Not reported <p><i>Fald (falls) (EOT)</i></p> <ul style="list-style-type: none"> ● Outcome type: AdverseEvent ● Reporting: Not reported <p><i>Fraktur (fracture) (EOT)</i></p> <ul style="list-style-type: none"> ● Outcome type: AdverseEvent ● Reporting: Not reported <p><i>Uønsket vægttab (unintentional weight loss)</i></p> <ul style="list-style-type: none"> ● Outcome type: AdverseEvent ● Reporting: Not reported <p><i>Balance (balance) (LF)</i></p> <ul style="list-style-type: none"> ● Outcome type: ContinuousOutcome ● Reporting: Not reported
Identification	<p>Sponsorship source: An investigator-initiated study that was funded by Bristol Meyers Squibb, Plainsboro, New Jersey. The sponsor did not contribute to any part of the study or the preparation of the manuscript.</p> <p>Country: USA</p> <p>Setting: In and outpatient geriatric unit</p> <p>Comments: No comments</p> <p>Authors name: Dennis H. Sullivan</p> <p>Institution: Geriatric Research, Education and Clinical Center andwPharmacyService, Central Arkansas Veterans Healthcare System, Little Rock</p> <p>Email: SullivanDennisH@uams.edu</p> <p>Address: Geriatric Research, Education and Clinical Center (3 J/NLR), Central Arkansas Veterans Healthcare System, 4300 W 7th Street, Little Rock, AR 72205</p>
Notes	<p><i>Daniel Kaminski Rotenberg on 23/03/2016 20:42</i></p> <p>Outcomes</p> <p>DER ER MÅLT BÅDE "CHEST" (BÆNKRESS ?) OG "LEG. Jeg vurderer at u.e. styrke er mest relevant.Mobilitet og færden = aggregated score svarer meget godt til dette. Der er målt vægttab, som er uønsket, idet forsøget har endepunkt "vægtøgning"</p>

Risk of bias table

Bias	Authors' judgement	Support for judgement
Random sequence generation (selection bias)	Unclear risk	Judgement Comment: The sequence generation is not described the author only reports that subject were randomized by using a two-by-two factorial design
Allocation concealment (selection bias)	Low risk	Quote: "a particular subject in advance. A sealed envelope was sent to the pharmacy informing them of the subject's assignment to MA or placebo, thus maintaining" Judgement Comment: Allocation concealment using sealed envelopes
Blinding of participants and personnel (performance bias)	High risk	Quote: "The study was a double-blind (MA)/single-blind (PRMST) randomized, controlled experiment to establish the safety and efficacy of a 12-week treatment regimen consisting of PRMST alone or in combination with MA (800 mg/d orally)" Judgement Comment: The participants and personnel were not blinded to group assignment (progressive resistance training)
Blinding of outcome assessment (detection bias)	Low risk	Quote: "For all testing, the observers were blinded to subjects' group assignment." Judgement Comment: Blinded assessors
Incomplete outcome data (attrition bias)	High risk	Quote: "Five subjects were withdrawn from the study before completing the 12-week exercise training protocol: three subjects from Group 1 and two from Group 4. In four cases, the subject was withdrawn after experiencing an exacerbation of an underlying medical problem. The remaining case was withdrawn when he developed ischemic changes (inverted T waves) on his electrocardiogram and an exacerbation of his chronic obstructive pulmonary disease 36 hours after exercising." Judgement Comment: causes and number of missing data were described. However the dropouts were not equally distributed. In the ITT analyzes missing values was replaced with baseline values
Selective reporting (reporting bias)	Unclear risk	Judgement Comment: Protocol not available accordingly unable to evaluate the possibility for selective outcome reporting
Other bias	High risk	Judgement Comment: More patient withdrawal from the study after giving their informed consent and there is a large drop out in the control group 3 out of 7 patients which can bias the results. Further more the test of physical performance had a floor effect in many patients complicating the use of these outcome measures and the interpretation

Timonen 2006

Methods	<p>Study design: Randomized controlled trial</p> <p>Study grouping: Parallel group</p> <p>Open Label:</p> <p>Cluster RCT:</p>
Participants	<p>Baseline Characteristics</p> <p>Intervention</p> <ul style="list-style-type: none"> ● Age (mean, SD): 83.5 (4.1) ● Sex (% male): 0 ● Co-morbidity (yes/no): Y ● Undernourished (yes/no): NR ● Frail (Yes/no): NR ● Impairment (body functions and structure description): NR

	<ul style="list-style-type: none"> ● Limitations (activity description): Y ● Restriction (participation description): Y ● Housing (eg., residential homes, own home): NR ● Civil status (% living alone): NR ● In risk of falling (yes/no): Y ● Cognitive impairments (yes/no): N <p>Control</p> <ul style="list-style-type: none"> ● Age (mean, SD): 82.6 (3.7) ● Sex (% male): 0 ● Co-morbidity (yes/no): Y ● Undernourished (yes/no): NR ● Frail (Yes/no): NR ● Impairment (body functions and structure description): NR ● Limitations (activity description): Y ● Restriction (participation description): Y ● Housing (eg., residential homes, own home): NR ● Civil status (% living alone): NR ● In risk of falling (yes/no): Y ● Cognitive impairments (yes/no): N <p>Included criteria: The inclusion criteria were age 75 years or older, difficulties in mobility and balance at admission, and symptoms such as dizziness, reported falls or difficulty in walking independently.</p> <p>Excluded criteria: Exclusion criteria included severe heart or circulatory disease, severe de-mentia, acute bone fracture, malignant terminal disease, or inability to walk</p> <p>Pre-treatment: No significant differences in baseline values between groups</p>
Interventions	<ul style="list-style-type: none"> ● Intervention Characteristics ● Intervention Description: warm up followed by 30 min resistance training for lower extremity followed by low intensity functional exercises relaxation <i>Duration (weeks):</i> 10 weeks two times per week one session lasted 45 min <i>Dose:</i> Intensity gradually increasing from low to high (2 sets of 8-10 repetitions with motivation from the trainer) <i>Personnel:</i> Physiotherapist ● Control Description: One visit at home from a PT and instructions in program (functional exercises and ?? not described properly) <i>Duration (weeks):</i> 10 weeks home training 2-3 times per week <i>Dose:</i> 2 sets of 15 repetition <i>Personnel:</i> Physiotherapist
Outcomes	<p><i>Muskelstyrke EoT (muscle strength)</i></p> <ul style="list-style-type: none"> ● Outcome type: Continuous Outcome ● Reporting: Not reported <p><i>Mobilitet Bevægelse og færden (mobility, activity level) (EOT)</i></p> <ul style="list-style-type: none"> ● Outcome type: Continuous Outcome ● Reporting: Not reported <p><i>Mobilitet bevægelse og færden (mobility, activity level) (LF)</i></p> <ul style="list-style-type: none"> ● Outcome type: Continuous Outcome ● Reporting: Not reported

	<p><i>Balance (balance) (EOT)</i></p> <ul style="list-style-type: none"> ● Outcome type: ContinuousOutcome ● Reporting: Not reported <p><i>ADL (Activities of daily living including ADL or IADL) (EOT)</i></p> <ul style="list-style-type: none"> ● Outcome type: DichotomousOutcome ● Reporting: Partially reported ● Scale: Joensuu classification ● Range: A-G ● Unit of measure: categorical data ● Notes: Joensuu classification is a categorical scale and contains 7 categories of functional status ranging from A no or minimal care needed to G severely disabled. It was administrated differently at baseline and end of treatment using a mix of observer observation, interviews and phonecalls <p>it was not possible to get estimates from this manuscript. Therefore figure 2 is used and number of patients with mildly disabled/normal adl (AB) are read and used in the analysis. The scala was dichotomizes to AB or CDEF.</p> <p><i>Forblive i eget hjem, ændring af bopæls status (Changes of living status) (LF)</i></p> <ul style="list-style-type: none"> ● Outcome type: DichotomousOutcome ● Reporting: Not reported <p><i>Alvorlige bivirkninger (Serious adverse events) (EOT)</i></p> <ul style="list-style-type: none"> ● Outcome type: AdverseEvent ● Reporting: Not reported <p><i>Fald (falls) (EOT)</i></p> <ul style="list-style-type: none"> ● Outcome type: AdverseEvent ● Reporting: Not reported <p><i>Fraktur (fracture) (EOT)</i></p> <ul style="list-style-type: none"> ● Outcome type: AdverseEvent ● Reporting: Not reported <p><i>Uønsket vægttab (unintentional weight loss)</i></p> <ul style="list-style-type: none"> ● Outcome type: AdverseEvent ● Reporting: Not reported <p><i>Balance (balance) (LF)</i></p> <ul style="list-style-type: none"> ● Outcome type: ContinuousOutcome ● Reporting: Not reported <p><i>ADL (Activities of daily living) (EOT)</i></p> <ul style="list-style-type: none"> ● Outcome type: DichotomousOutcome ● Reporting: Fully reported ● Notes: It was not possible to get estimates from this manuscript. Therefore figure 2 is used and number of patients with mildly disabled/normal adl (AB) are read and used in the analysis
--	--

Identification	<p>Sponsorship source: Not reported Country: Finland Setting: Outpatient's rehabilitation Comments: No comments Authors name: Leena Timonen Institution: Health Center of the City of Joensuu Email: leena.timonen@firmnet.fi Address: Health Center of the City of Joensuu, FIN-80130 Joensuu, Finland</p>
Notes	

Risk of bias table

Bias	Authors' judgement	Support for judgement
Random sequence generation (selection bias)	Unclear risk	Quote: "Written informed consent was obtained from 68 women, who were thereafter randomized during hospitalization into a group training intervention group (n=34) and a home exercise control (n=34) group." Judgement Comment: No information on sequence generation
Allocation concealment (selection bias)	Unclear risk	SUPPORTING ANNOTATIONS <i>fracture, malignant terminal disease, or inability to walk. Written informed consent was obtained from 68 women, who were thereafter randomized during hospitalization into a group training intervention group (n=34) and a home exercise control (n=34) group.</i> COMMENTS Not reported which method was used
Blinding of participants and personnel (performance bias)	High risk	Judgement Comment: No blinding occurred
Blinding of outcome assessment (detection bias)	High risk	Judgement Comment: Different assessors were used depending on the care needs of the patient, blinding not reported and it seems unlikely that it was possible to blind so many different assessors
Incomplete outcome data (attrition bias)	High risk	Judgement Comment: Even though 8 participants dropped out, this was due to lacking motivation, and they did not differ significantly from the rest. This is to be expected in training studies. More than 10% drop out.
Selective reporting (reporting bias)	High risk	Judgement Comment: No protocol and no further outcome is reported other than ADL . A measure of muscle strength would be expected when the intervention was resistance training
Other bias	Unclear risk	Not declared

Footnotes

References to studies

Included studies

Bellomo 2013

Bellomo R.G.; Iodice P.; Maffulli N.; Maghradze T.; Coco V.; Saggini R... Muscle strength and balance training in sarcopenic elderly: A pilot study with randomized controlled trial. *European Journal of Inflammation* 2013;11(1):193-201. [DOI:]

Joshua 2014

Joshua, Abraham M.; D'Souza, Vivian; Unnikrishnan, B.; Mithra, Prasanna; Kamath, Asha; Acharya, Vishak; Venugopal, Anand. Effectiveness of progressive resistance strength training versus traditional balance exercise in improving balance among the elderly - a randomised controlled trial. *Journal of clinical and diagnostic research* : JCDR 2014;8(3):98-102. [DOI:]

Mangione 2010

Mangione K.K.; Craik R.L.; Palombaro K.M.; Tomlinson S.S.; Hofmann M.T.. Home-based leg-strengthening exercise improves function 1 year after hip fracture: A randomized controlled study. *Journal of the American Geriatrics Society* 2010;58(10):1911-1917. [DOI:]

Seo 2012

Seo B.D.; Kim B.J.; Singh K.. The comparison of resistance and balance exercise on balance and falls efficacy in older females. *European Geriatric Medicine* 2012;3(5):312-316. [DOI:]

Serra Rexach 2011

Serra-Rexach, Jose; Bustamante-Ara, Natalia; Hierro Villaran, Margarita; Gonzalez Gil, Pedro; Sanz Ibanez, Maria, J.; Blanco Sanz, Nekane; Ortega Santamaria, Victor; Gutierrez Sanz, Natalia; Marin Prada, Ana, B.; Gallardo, Cristian; Rodriguez Romo, Gabriel; Ruiz, Jonatan R.; Lucia, Alejandro. Short-term, light- to moderate-intensity exercise training improves leg muscle strength in the oldest old: a randomized controlled trial. *Journal of the American Geriatrics Society* 2011;59(4):594-602. [DOI:]

Sullivan 2007

Sullivan, Dennis H.; Roberson, Paula K.; Smith, Eugene S.; Price, J. A.; Bopp, Melinda M.. Effects of muscle strength training and megestrol acetate on strength, muscle mass, and function in frail older people. *Journal of the American Geriatrics Society* 2007;55(1):20-8. [DOI:]

Timonen 2006

Timonen, Leena; Rantanen, Taina; Makinen, Erkki; Timonen, Tero E.; Tormakangas, Timo; Sulkava, Raimo. Effects of a group-based exercise program on functional abilities in frail older women after hospital discharge. *Aging clinical and experimental research* 2006;18(1):50-6. [DOI:]

Excluded studies

Clegg 2014

Clegg, Andrew; Barber, Sally; Young, John; Iliffe, Steve; Forster, Anne. The Home-based Older People's Exercise (HOPE) trial: a pilot randomised controlled trial of a home-based exercise intervention for older people with frailty. *Age and Ageing* 2014;43(5):687-95. [DOI:]

Drey 2012

Drey,Michael; Zech,Astrid; Freiburger,Ellen; Bertsch,Thomas; Uter,Wolfgang; Sieber,Cornel C.; Pfeifer,Klaus; Bauer,Juergen M.. Effects of strength training versus power training on physical performance in prefrail community-dwelling older adults. *Gerontology* 2012;58(3):197-204. [DOI:]

Fahlman 2007

Fahlman,Mariane M.; Topp,Robert; McNevin,Nancy; Morgan,Amy L.; Boardley,Debra J.. Structured exercise in older adults with limited functional ability. *Journal of gerontological nursing* 2007;33(6):32-9. [DOI:]

Frandin 2013

Frandin K.; Gronstedt H.; Bergland A.; Helbostad J.L.; Puggaard L.; Andresen M.; Granbo R.; Hellstrom K.. Physical and daily activities for residents in Nordic nursing home settings-A randomized, controlled trial-Results: After 3 months of intervention. *European Geriatric Medicine* 2013;4(Web Page):S105-S106. [DOI:]

Gine Garriga 2010

Gine-Garriga,Maria; Guerra,Miriam; Pages,Esther; Manini,Todd M.; Jimenez,Rosario; Unnithan,Viswanath B.. The effect of functional circuit training on physical frailty in frail older adults: a randomized controlled trial. *Journal of Aging and Physical Activity* 2010;18(4):401-24. [DOI:]

Granacher 2013

Granacher U.; Lacroix A.; Muehlbauer T.; Roettger K.; Gollhofer A.. Effects of core instability strength training on trunk muscle strength, spinal mobility, dynamic balance and functional mobility in older adults. *Gerontology* 2013;59(2):105-113. [DOI:]

Gronstedt 2013

Gronstedt,Helena; Frandin,Kerstin; Bergland,Astrid; Helbostad,Jorunn L.; Granbo,Randi; Puggaard,Lis; Andresen,Mette; Hellstrom,Karin. Effects of individually tailored physical and daily activities in nursing home residents on activities of daily living, physical performance and physical activity level: a randomized controlled trial. *Gerontology* 2013;59(3):220-9. [DOI:]

Gudlaugsson 2012

Gudlaugsson,Janus; Gudnason,Vilmundur; Aspelund,Thor; Siggeirsdottir,Kristin; Olafsdottir,Anna S.; Jonsson,Palmi V.; Arngrimsson,Sigurbjorn A.; Harris,Tamara B.; Johannsson,Erlingur. Effects of a 6-month multimodal training intervention on retention of functional fitness in older adults: a randomized-controlled cross-over design. *The international journal of behavioral nutrition and physical activity* 2012;9(Journal Article):107. [DOI:]

Huang 2015

Huang Y.-C.; Lin P.-S.; Chiu M.-L.; Hsieh C.-C.. Effect of progressive resistance training on motor performance in older adults with mild cognitive impairment. *Physiotherapy (United Kingdom)* 2015;101(Web Page):eS606-eS607. [DOI:]

Krebs 2007

Krebs,David E.; Scarborough,Donna Moxley; McGibbon,Chris A.. Functional vs. strength training in disabled elderly outpatients. *American Journal of Physical Medicine & Rehabilitation / Association of Academic Physiatrists* 2007;86(2):93-103. [DOI:]

Kryger 2007

Kryger, A. I.; Andersen, J. L.. Resistance training in the oldest old: consequences for muscle strength, fiber types, fiber size, and MHC isoforms. *Scandinavian Journal of Medicine & Science in Sports* 2007;17(4):422-30. [DOI:]

Lin 2015

Lin P.-S.; Wu H.-H.; Tseng T.-J.; Liao T.-H.; Gi B.-H.; Lin T.-Y.. Training and de-training effects: One year follow-up of a 3-month resistance exercise program in the pre-frail elderly. *Physiotherapy (United Kingdom)* 2015;101(Web Page):eS882. [DOI:]

Littbrand 2006

Littbrand, Hakan; Rosendahl, Erik; Lindelof, Nina; Lundin-Olsson, Lillemor; Gustafson, Yngve; Nyberg, Lars. A high-intensity functional weight-bearing exercise program for older people dependent in activities of daily living and living in residential care facilities: evaluation of the applicability with focus on cognitive function. *Physical Therapy* 2006;86(4):489-98. [DOI:]

Littbrand 2009

Littbrand H.; Lundin-Olsson L.; Gustafson Y.; Rosendahl E.. The effect of a high-intensity functional exercise program on activities of daily living: A randomized controlled trial in residential care facilities. *Journal of the American Geriatrics Society* 2009;57(10):1741-1749. [DOI:]

Lustosa 2010

Lustosa, Lygia P.; Coelho, Fernanda M.; Silva, Juscelio P.; Pereira, Daniele S.; Parentoni, Adriana N.; Dias, Joao M. D.; Dias, Rosangela C.; Pereira, Leani S. M.. The effects of a muscle resistance program on the functional capacity, knee extensor muscle strength and plasma levels of IL-6 and TNF-alpha in pre-frail elderly women: a randomized crossover clinical trial--a study protocol. *Trials* 2010;11(Journal Article):82. [DOI:]

Lustosa 2011

Lustosa, Lygia P.; Silva, Juscelio P.; Coelho, Fernanda M.; Pereira, Daniele S.; Parentoni, Adriana N.; Pereira, Leani S. M.. Impact of resistance exercise program on functional capacity and muscular strength of knee extensor in pre-frail community-dwelling older women: a randomized crossover trial. *Revista brasileira de fisioterapia (Sao Paulo, Brazil)* 2011;15(4):318-24. [DOI:]

Lustosa 2011a

Lustosa L.; Silva J.; Coelho F.; Pereira D.; Parentoni A.; Pereira L.. Effect of muscular strength training on the functional and muscular performance and on the IL-6 and sTNF-r on pre-frail women. *Physiotherapy (United Kingdom)* 2011;97(Web Page):eS725. [DOI:]

Ortiz 2014

Ortiz, Alonso J.; Javier M.; Hidalgo M.; Lopez M.; Valades M.; Gonzalez C.; Bustamante N.; Lucia A.; Osuna C.; Vidan M.; Serra J.. Randomized controlled trial of an exercise intervention to improve functional capacity in hospitalized oldest old (AGECAR). *Journal of the American Geriatrics Society* 2014;62(Web Page):S8. [DOI:]

Ota 2007

Ota, Atsuniko; Yasuda, Nobufumi; Horikawa, Shunichi; Fujimura, Takashi; Ohara, Hiroshi. Differential effects of power rehabilitation on physical performance and higher-level functional capacity among community-dwelling older adults with a slight degree of frailty. *Journal of epidemiology / Japan Epidemiological Association* 2007;17(2):61-7. [DOI:]

Patil 2015

Patil,Radhika; Uusi-Rasi,Kirsti; Tokola,Kari; Karinkanta,Saija; Kannus,Pekka; Sievanen,Harri. Effects of a Multimodal Exercise Program on Physical Function, Falls, and Injuries in Older Women: A 2-Year Community-Based, Randomized Controlled Trial. *Journal of the American Geriatrics Society* 2015;63(7):1306-13. [DOI:]

Pinto 2014

Pinto,Ronei Silveira; Correa,Cleiton Silva; Radaelli,Regis; Cadore,Eduardo Lusa; Brown, Lee E.; Bottaro,Martim. Short-term strength training improves muscle quality and functional capacity of elderly women. *Age (Dordrecht, Netherlands)* 2014;36(1):365-72. [DOI:]

Rosie 2007

Rosie J.; Taylor D.. Sit-to-stand as home exercise for mobility-limited adults over 80 years of age - GrandStand System™ may keep you standing? *Age and Ageing* 2007;36(5):555-562. [DOI:]

Rydwik 2008

Rydwik,Elisabeth; Lammes,Eva; Frandin,Kerstin; Akner,Gunnar. Effects of a physical and nutritional intervention program for frail elderly people over age 75. A randomized controlled pilot treatment trial. *Aging clinical and experimental research* 2008;20(2):159-70. [DOI:]

Rydwik 2010

Rydwik,Elisabeth; Gustafsson,Thomas; Frandin,Kerstin; Akner,Gunnar. Effects of physical training on aerobic capacity in frail elderly people (75+ years). Influence of lung capacity, cardiovascular disease and medical drug treatment: a randomized controlled pilot trial. *Aging clinical and experimental research* 2010;22(1):85-94. [DOI:]

Sherrington 2014

Sherrington C.; Lord S.R.; Vogler C.M.; Close J.C.T.; Howard K.; Dean C.M.; Heller G.Z.; Clemson L.; O'Rourke S.D.; Ramsay E.; Barracough E.; Herbert R.D.; Cumming R.G.. A post-hospital home exercise program improved mobility but increased falls in older people: A randomised controlled trial. *PLoS ONE* 2014;9(9):no pagination. [DOI:]

Strasser 2009

Strasser B.; Keinrad M.; Haber P.; Schobersberger W.. Efficacy of systematic endurance and resistance training on muscle strength and endurance performance in elderly adults - A randomized controlled trial. *Wiener klinische Wochenschrift* 2009;121(23-24):757-764. [DOI:]

Sung 2009

Sung,Kiwol. The effects of 16-week group exercise program on physical function and mental health of elderly Korean women in long-term assisted living facility. *The Journal of cardiovascular nursing* 2009;24(5):344-51. [DOI:]

Sylliaas 2011

Sylliaas H.; Brovold T.; Wyller T.B.; Bergland A.. Progressive strength training in older patients after hip fracture: A randomised controlled trial. *Age and Ageing* 2011;40(2):221-227. [DOI:]

Tibaek 2014

Tibaek,Sigrid; Andersen,Christina W.; Pedersen,Sigrid F.; Rudolf,Karen S.. Does progressive resistance strength training as additional training have any measured effect on functional outcomes in older hospitalized patients? A single-blinded randomized controlled trial. *Clinical rehabilitation* 2014;28(4):319-28. [DOI:]

Venturelli 2010

Venturelli,Massimo; Lanza,Massimo; Muti,Ettore; Schena,Federico. Positive effects of physical training in activity of daily living-dependent older adults. *Experimental aging research* 2010; 36(2):190-205. [DOI:]

Yamada 2011

Yamada,Minoru; Arai,Hidenori; Uemura,Kazuki; Mori,Shuhei; Nagai,Koutatsu; Tanaka,Buichi; Terasaki,Yusuke; Iguchi,Mamoru; Aoyama,Tomoki. Effect of resistance training on physical performance and fear of falling in elderly with different levels of physical well-being. *Age and Ageing* 2011;40(5):637-41. [DOI:]

Zech 2012

Zech,Astrid; Drey,Michael; Freiburger,Ellen; Hentschke,Christian; Bauer,Juergen M.; Sieber,Cornel C.; Pfeifer,Klaus. Residual effects of muscle strength and muscle power training and detraining on physical function in community-dwelling prefrail older adults: a randomized controlled trial. *BMC geriatrics* 2012;12(Journal Article):68. [DOI:]

Data and analyses

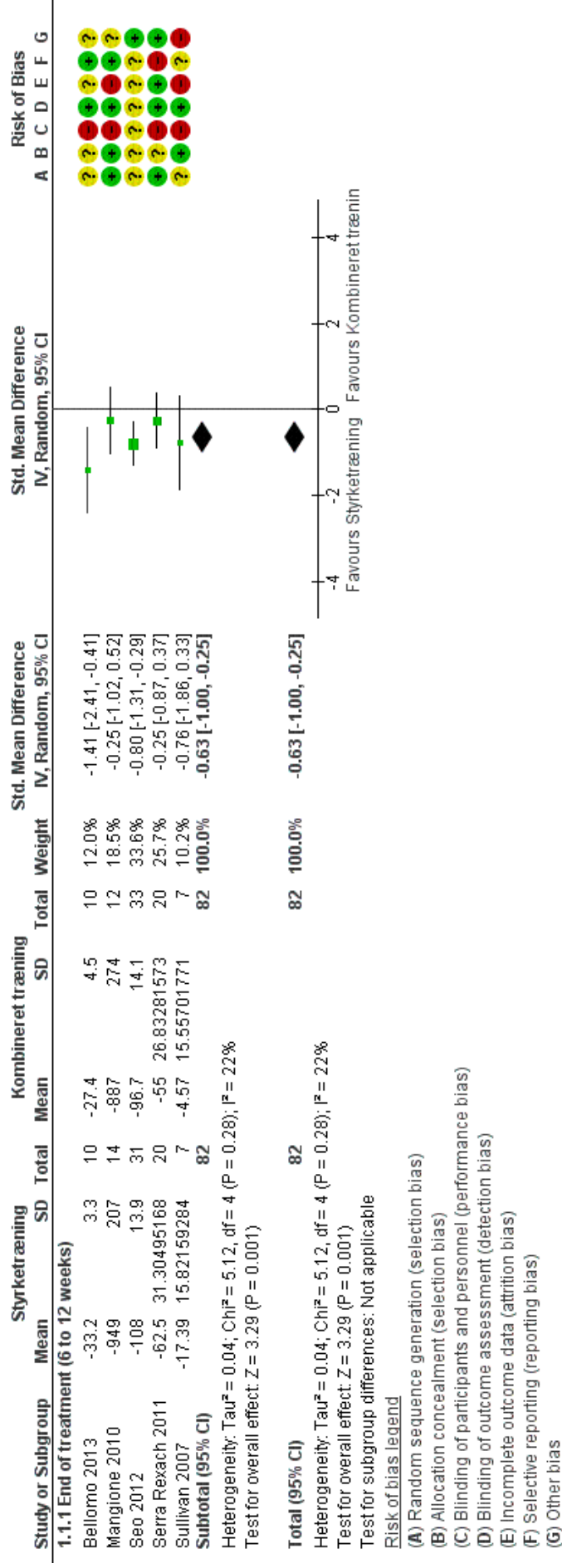
1 Styrketræning vs Kombineret træning

Outcome or Subgroup	Studies	Participants	Statistical Method	Effect Estimate
1.1 Muskelstyrke EoT (muscle strength)	5	164	Std. Mean Difference (IV, Random, 95% CI)	-0.63 [-1.00, -0.25]
1.1.1 End of treatment (6 to 12 weeks)	5	164	Std. Mean Difference (IV, Random, 95% CI)	-0.63 [-1.00, -0.25]
1.2 Mobilitet Bevægelse og færden (mobility, activity level) (EOT)	5	164	Std. Mean Difference (IV, Random, 95% CI)	-0.45 [-0.91, 0.01]
1.2.1 End of treatment (6 to 12 weeks)	5	164	Std. Mean Difference (IV, Random, 95% CI)	-0.45 [-0.91, 0.01]
1.3 Mobilitet bevægelse og færden (mobility, activity level) (LF)	1	26	Mean Difference (IV, Fixed, 95% CI)	-0.14 [-0.29, 0.01]
1.3.1 Follow up, 1 year, Scale: Gait speed (usual pace), higher=better	1	26	Mean Difference (IV, Fixed, 95% CI)	-0.14 [-0.29, 0.01]
1.4 Balance (balance) (EOT)	4		Std. Mean Difference (IV, Random, 95% CI)	Subtotals only
1.4.1 Static, End of treatment	2	56	Std. Mean Difference (IV, Random, 95% CI)	1.17 [-1.02, 3.37]
1.4.2 Dynamic, End of treatment	2	90	Std. Mean Difference (IV, Random, 95% CI)	-1.29 [-1.75, -0.83]
1.5 Balance (balance) (LF)	1	26	Mean Difference (IV, Fixed, 95% CI)	-7.30 [-11.06, -3.54]
1.5.1 Dynamic, Follow up, 1 year	1	26	Mean Difference (IV, Fixed, 95% CI)	-7.30 [-11.06, -3.54]

1.6 ADL (Activities of daily living) (EOT)	1			57		Risk Ratio (IV, Fixed, 95% CI)	1.39 [0.53, 3.62]
1.6.1 Joensuu classification, Dichotomized (Mild/not disabled vs moderat/seviere disabled), End point value, 3 months	1			57		Risk Ratio (IV, Fixed, 95% CI)	1.39 [0.53, 3.62]
1.7 Serious adverse events (SAE)	0			0		Odds Ratio (M-H, Fixed, 95% CI)	Not estimable
1.8 Fald (Falls) EOT	0			0		Odds Ratio (M-H, Fixed, 95% CI)	Not estimable
1.9 Frakturer (Fractures) EOT	0			0		Odds Ratio (M-H, Fixed, 95% CI)	Not estimable
1.10 Forblive i eget hjem, ændring af bopæls status (Changes of living status) (LF)	0					Risk Ratio (IV, Fixed, 95% CI)	No totals
1.11 Vægttab (Weight loss) EOT	0			0		Mean Difference (IV, Fixed, 95% CI)	Not estimable

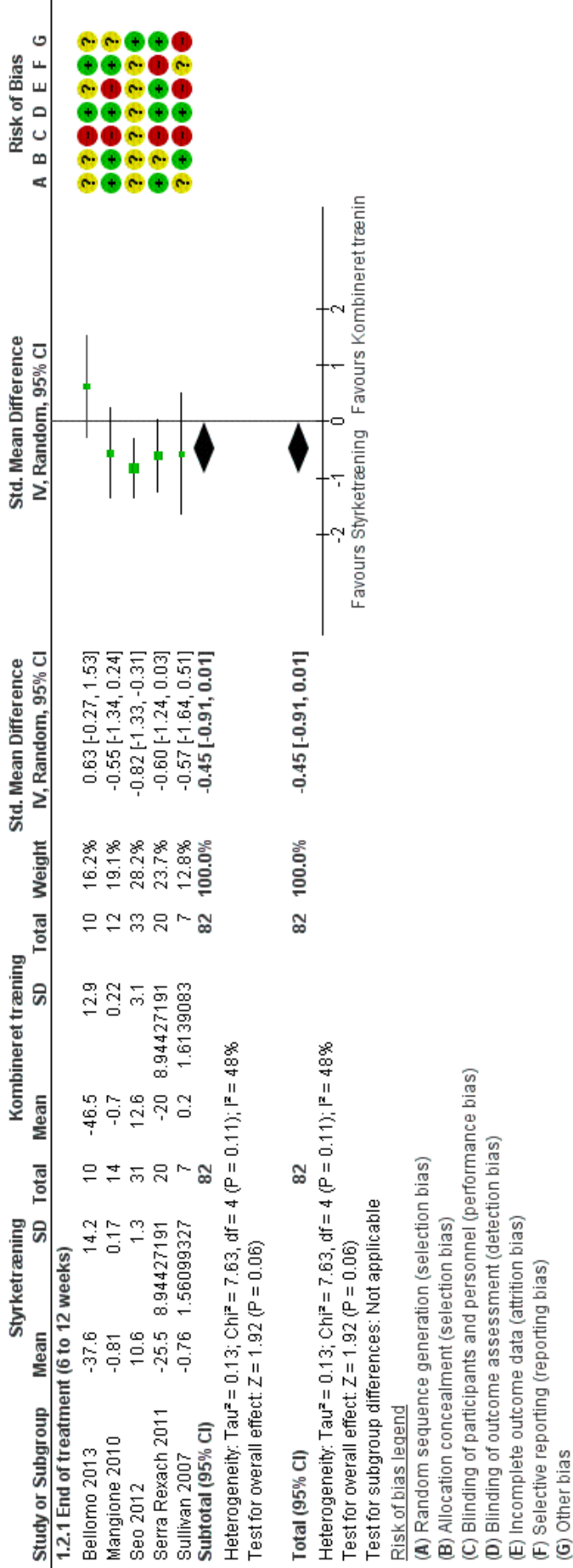
Figures

Figure 1 (Analysis 1.1)



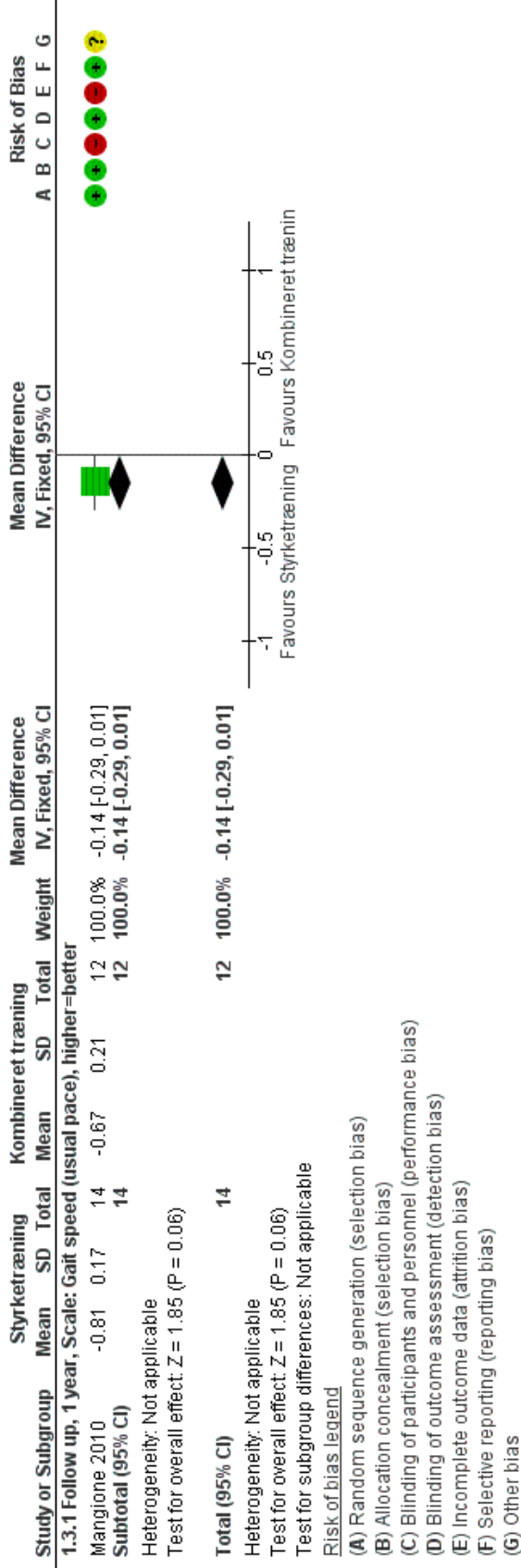
Forest plot of comparison: 2 Styrketræning vs Kombineret træning, outcome: 2.1 Muskelstyrke EoT (muscle strength).

Figure 2 (Analysis 1.2)




Forest plot of comparison: 2 Styrketræning vs Kombineret træning, outcome: 2.2 Mobilitet Bevægelse og færden (mobility, activity level) (EOT).

Figure 3 (Analysis 1.3)



Forest plot of comparison: 2 Styrketræning vs Kombineret træning, outcome: 2.3 Mobilitet bevægelse og færden (mobility, activity level) (LF).

Figure 4 (Analysis 1.4)



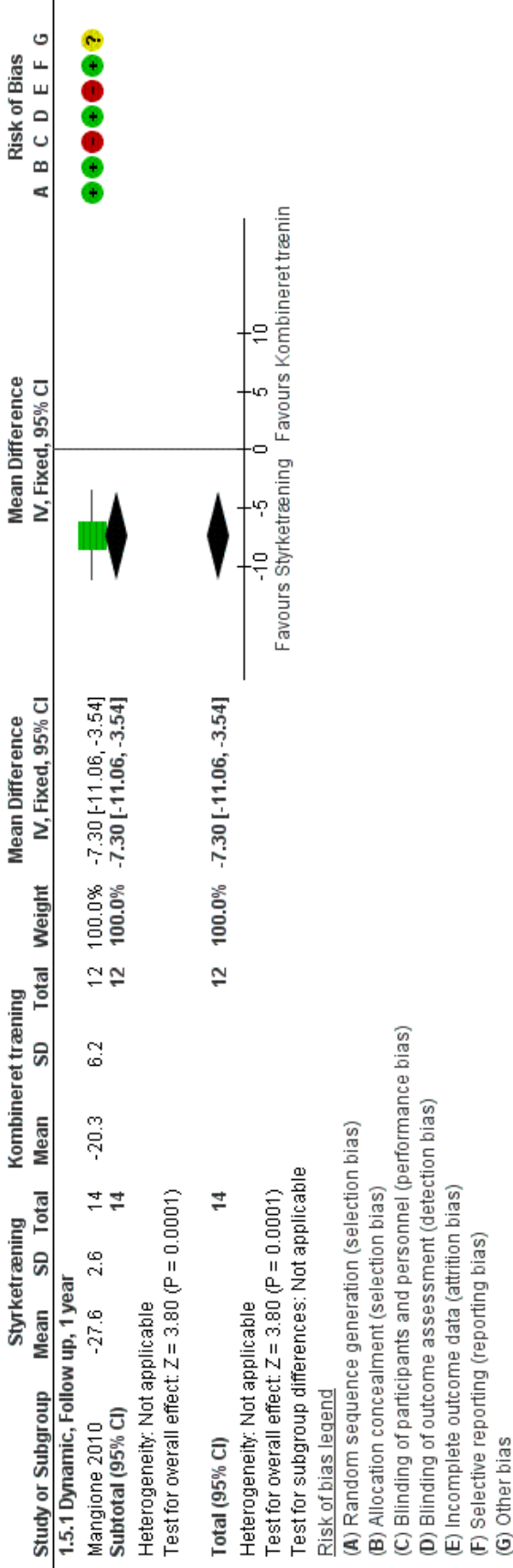
Test for subgroup differences: Chi² = 4.62, df = 1 (P = 0.03), I² = 78.4%

Risk of bias legend

- (A) Random sequence generation (selection bias)
- (B) Allocation concealment (selection bias)
- (C) Blinding of participants and personnel (performance bias)
- (D) Blinding of outcome assessment (detection bias)
- (E) Incomplete outcome data (attrition bias)
- (F) Selective reporting (reporting bias)
- (G) Other bias


Forest plot of comparison: 2 Styrketræning vs Kombineret træning, outcome: 2.4 Balance (balance) (EOT).

Figure 5 (Analysis 1.5)



Forest plot of comparison: 2 Styrketræning vs Kombineret træning, outcome: 2.5 Balance (balance) (LF).

Figure 6 (Analysis 1.6)



Forest plot of comparison: 2 Styrketræning vs Kombineret træning, outcome: 2.6 ADL (Activities of daily living) (EOT).